

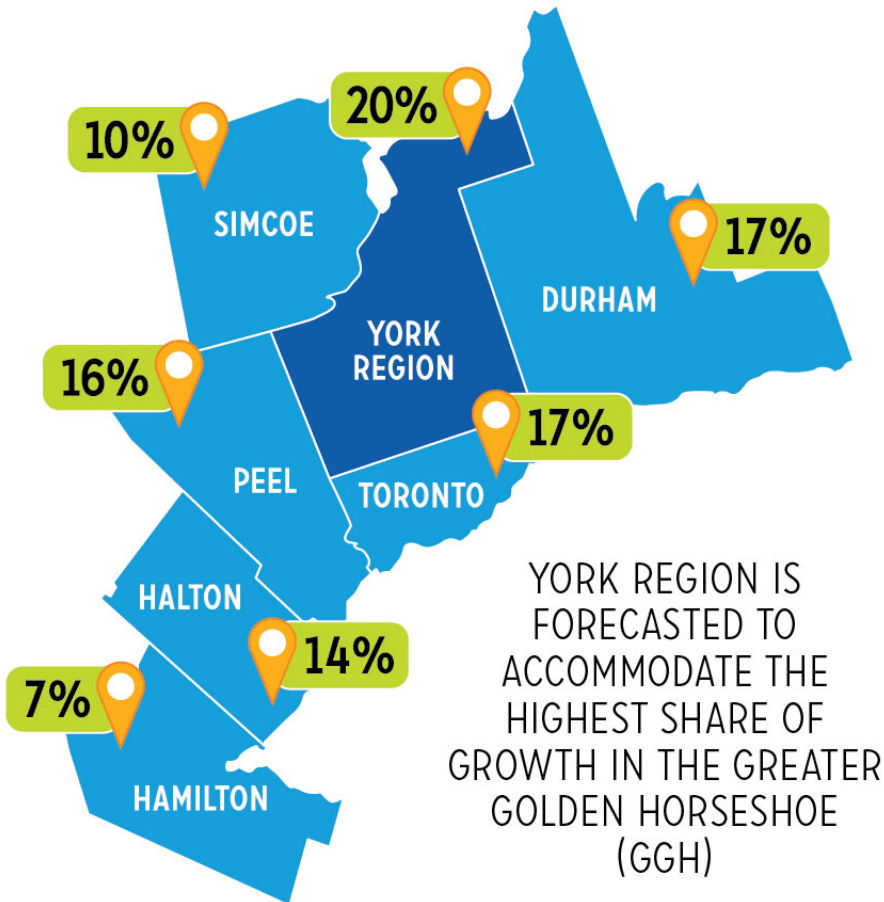


DEERFIELD

DEVELOPMENT AND GROWTH

REGIONAL GROWTH

YORK REGION'S SHARE OF GROWTH IN 2041



POPULATION

1.1M (2016)



1.8M (2041)

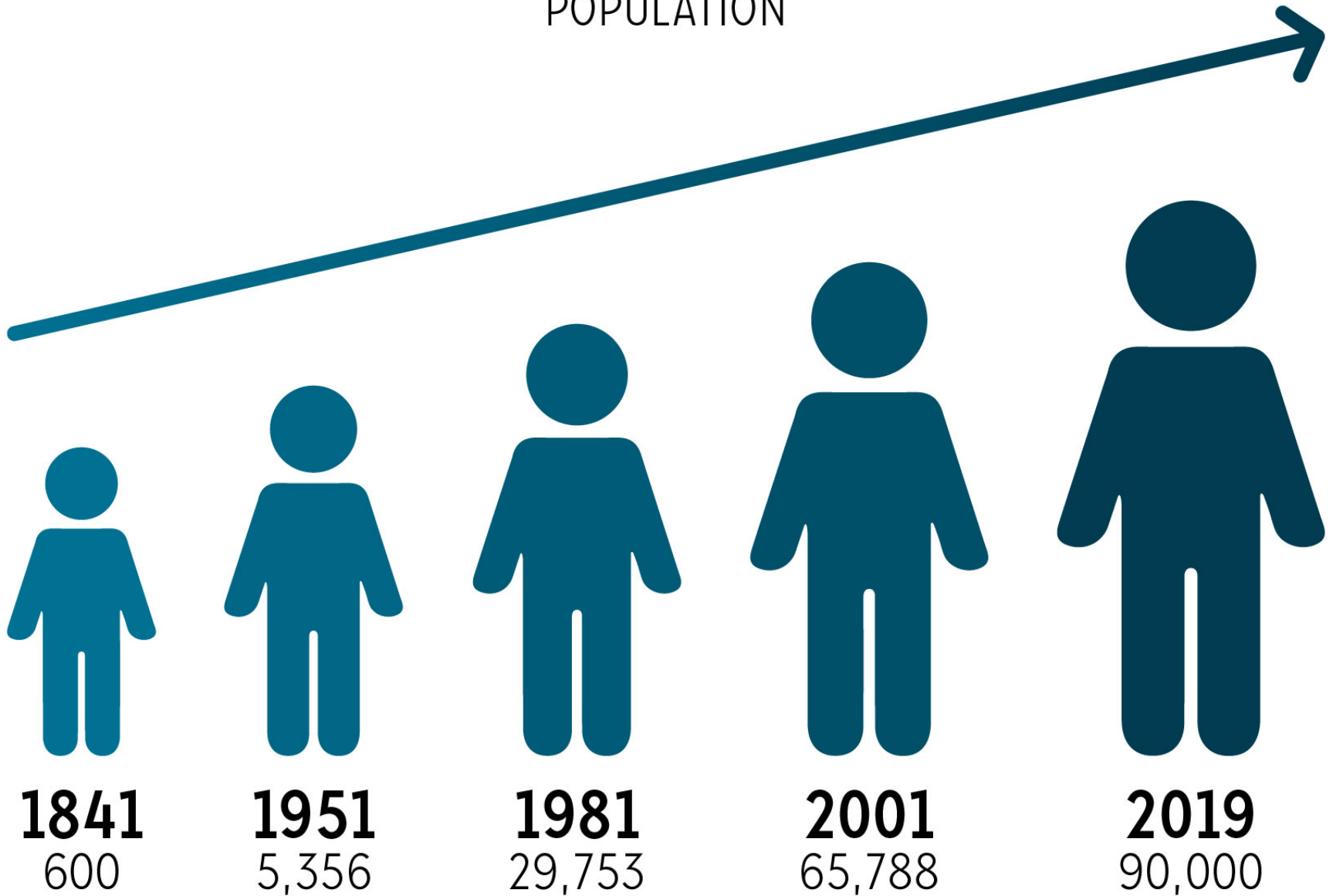
62.73% INCREASE
IN POPULATION BY 2041



YORK REGION HAS THE
SECOND HIGHEST NUMBER
OF BUSINESSES IN ONTARIO

NEWMARKET GROWTH

POPULATION



NEWMARKET 2019



29,000 HOUSEHOLDS



90,000 RESIDENTS



2,447 BUSINESSES



42,858 EMPLOYEES



8.1% OF DWELLINGS ARE 5+ STOREY MULTI-RESIDENTIAL (2016) UP FROM 5.50% IN 2011



12.9% OF RESIDENTS SPEAK A NON-OFFICIAL LANGUAGE MOST OFTEN AT HOME (2016) UP FROM 8.75% IN 2011



57 PER CENT OF NEWMARKET RESIDENTS HAVE A POST-SECONDARY DEGREE OR HIGHER



NEWMARKET'S AVERAGE HOUSEHOLD INCOME: \$116,456
YORK REGION'S AVERAGE HOUSEHOLD INCOME: \$129,139
ONTARIO'S AVERAGE HOUSEHOLD INCOME: \$103,205

HOUSING AFFORDABILITY

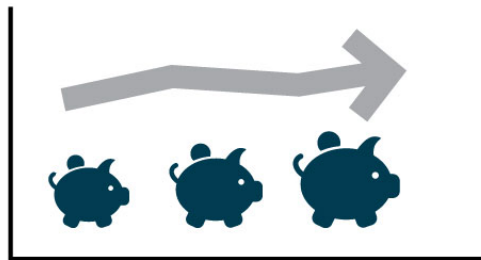


HIGH COST OF OWNERSHIP MARKET IN YORK REGION (2017)

2007 TO 2017



AVERAGE RE-SALE
HOUSE PRICE ROSE BY **154%**



AVERAGE FAMILY
INCOME ONLY ROSE BY **14%**

AVERAGE HOME PRICES
IN YORK REGION



RE-SALE CONDOMINIUM
\$481,744



RE-SALE TOWNHOME
\$795,150



RE-SALE SINGLE DETACHED
\$1,326,113



NEW SINGLE DETACHED
\$1,255,448

LIMITED PRIVATE SECTOR SUPPLY FOR RENTAL PROPERTIES (2018)



UNIT SIZE	VACANCY RATE	AVERAGE RENT
BACHELOR	-	\$897
1 BEDROOM	1.6%	\$1,151
2 BEDROOM	1.7%	\$1,344
3+ BEDROOM	3.1%	\$1,522

JOB GROWTH IN NEWMARKET



A HEALTHY RATIO IS 1 JOB
FOR EVERY 2 RESIDENTS
NEWMARKET EXCEEDS THIS AT
1 JOB PER 1.87 RESIDENTS



2,197 JOBS WERE CREATED
BY NEW BUSINESSES
IN 2018



RECENT JOB GROWTH
FOR CELESTICA AND
MARKET & CO



HEALTHCARE AND SOCIAL ASSISTANCE
INDUSTRY CONTINUES TO BE THE TOP
EMPLOYER WITH ALMOST **19%** OF JOBS



MANUFACTURING HAD ITS BEST
YEAR IN NEWMARKET SINCE 2008
WITH **5,270** JOBS

MANUFACTURING AND TECHNOLOGY



Celestica





A PATIENT WALKS INTO OUR EMERGENCY DEPARTMENT EVERY **2018-2019**

4.5 MINUTES

..... THAT'S

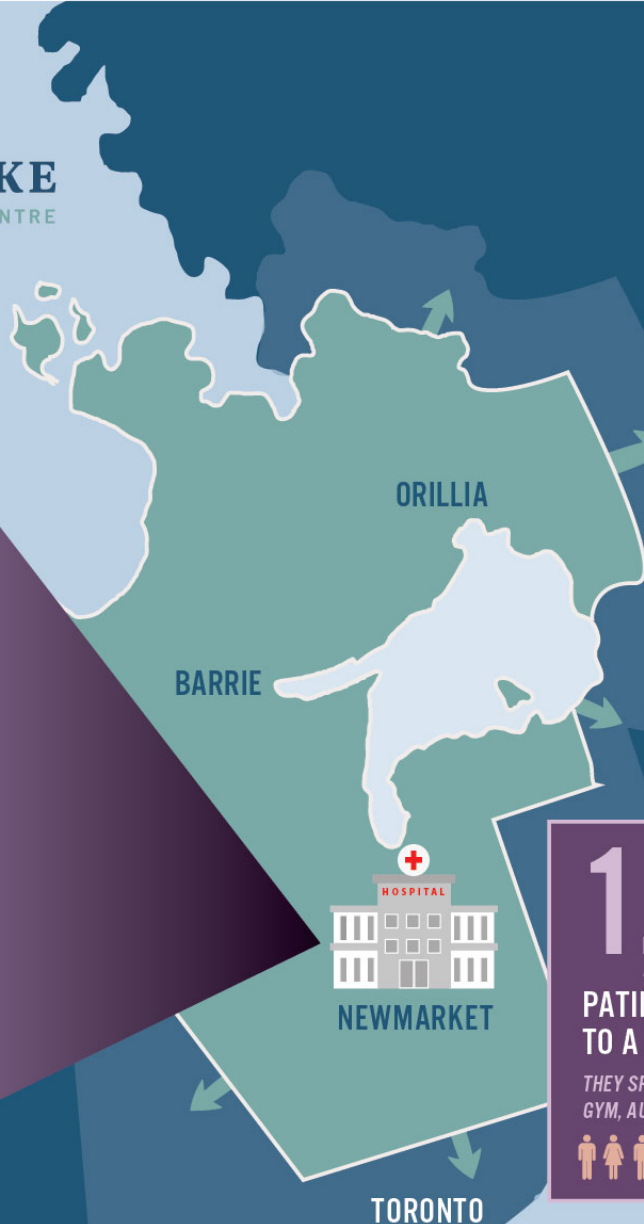
112,569



VISITS PER YEAR. A 60% INCREASE IN 10 YEARS
THE EMERGENCY DEPARTMENT WAS BUILT FOR
70,00 PATIENTS PER YEAR

26,331
INPATIENTS
27% INCREASE
IN 10 YEARS

483 AVERAGE
NUMBER OF
INPATIENTS PER DAY
AND AS MANY AS 500 PER DAY
THE HOSPITAL WAS BUILT FOR
360 INPATIENTS PER DAY



OUR REGION WILL
GROW 30% IN THE
NEXT 20 YEARS AND
THE POPULATION
OVER 65 YEARS OLD
WILL DOUBLE
(SOURCE: MINISTRY OF
FINANCE PROJECTIONS)


1,855

PATIENTS NEVER MADE IT
TO A ROOM LAST YEAR.

THEY SPENT THEIR ENTIRE TIME IN A
GYM, AUDITORIUM, OR HALLWAY.



TORONTO



GROWING NEWMARKET



Item	Size	Price
High Heave Lager (Czech Pilsener)	6.5	8.0
Lightning (Czech Pilsener)	4.5	7.5
Hopsale (Czech Pilsener)	5.5	8.0
Hoppy (Czech Pilsener)	5.5	8.0
Lightning Original (Czech Pilsener)	5.5	8.0
Fourtize (Czech Pilsener)	5.5	7.5
Lightning (Czech Pilsener)	6.5	8.0
Lightning (Czech Pilsener)	4.5	7.5
Lightning (Czech Pilsener)	4.8	7.5
Lightning (Czech Pilsener)	4.7	7.5
Lightning (Czech Pilsener)	5.2	7.5
Lightning (Czech Pilsener)	4.7	7.5
Lightning (Czech Pilsener)	4.5	7.5

Item	Size	Price
Lightning (Czech Pilsener)	4.5	7.5
Lightning (Czech Pilsener)	8.0	7.5
Lightning (Czech Pilsener)	8.0	7.5
Lightning (Czech Pilsener)	5.0	7.5
Lightning (Czech Pilsener)	7.0	7.5
Lightning (Czech Pilsener)	7.0	7.5
Lightning (Czech Pilsener)	7.0	7.5

THRIVING NEWMARKET



ACTIVE NEWMARKET



416.832.8343
INFO@NEWGTACONDOS.COM

NEWGTA CONDOS.com

FIRST ACCESS TO TORONTO
PRE-CONSTRUCTION
CONDOS



VIBRANT NEWMARKET