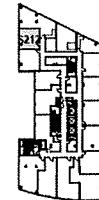
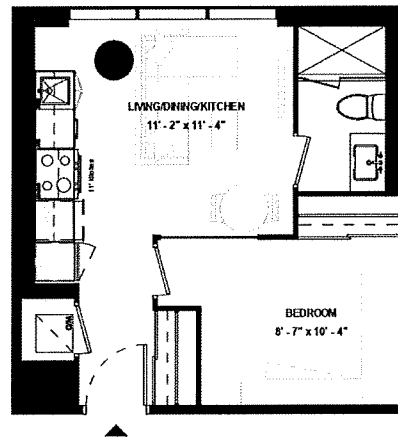


SUITE 212

SUITE TYPE: 1B
SUITE AREA: 428 SQFT
BALCONY / TERRACE: N/A SQFT



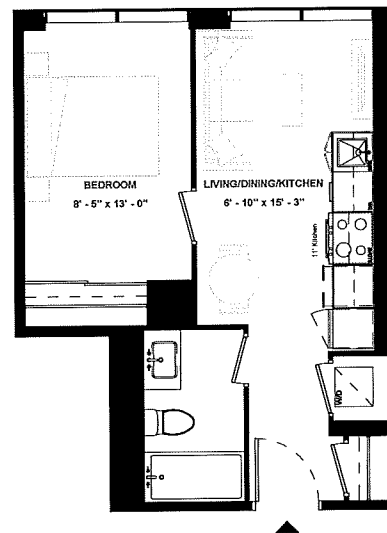
LEVEL 02



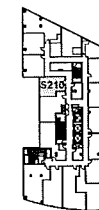
ISSUE DATE: 2023/06/02

Disclaimer: Drawings are not to scale. Materials, specifications, & floor plans are subject to change without notice. All renderings are artist's conceptions. All areas and stated room dimensions are approximate. Actual usable floor space may vary from the stated floor area. Floor area measured in accordance with Home Construction Regulatory Authority Directive. E.A.O.E. Balcony sizes and configurations vary depending on floor level locations.

SUITE 210



SUITE TYPE: 1B
SUITE AREA: 433 SQFT
BALCONY / TERRACE: N/A SQFT



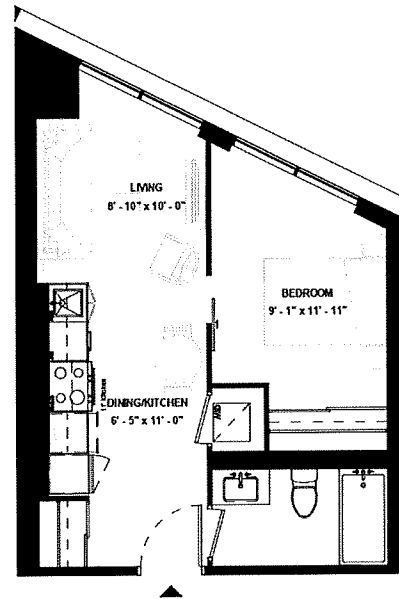
LEVEL 02



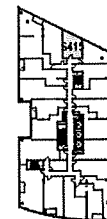
ISSUE DATE: 2023/06/02

**SUITE 315 &
SUITE 415 &
SUITE 515**

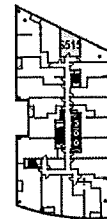
SUITE TYPE: 1B
 SUITE AREA: 466 SQFT
 BALCONY / TERRACE: N/A SQFT



LEVEL 03



LEVEL 04

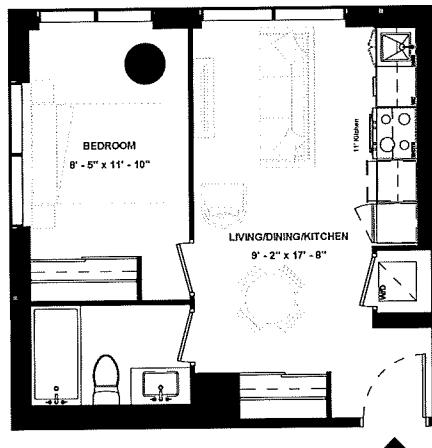


LEVEL 05

ISSUE DATE: 2023/06/02



SUITE 211



SUITE TYPE: 1B
SUITE AREA: 457 SQFT
BALCONY / TERRACE: N/A SQFT

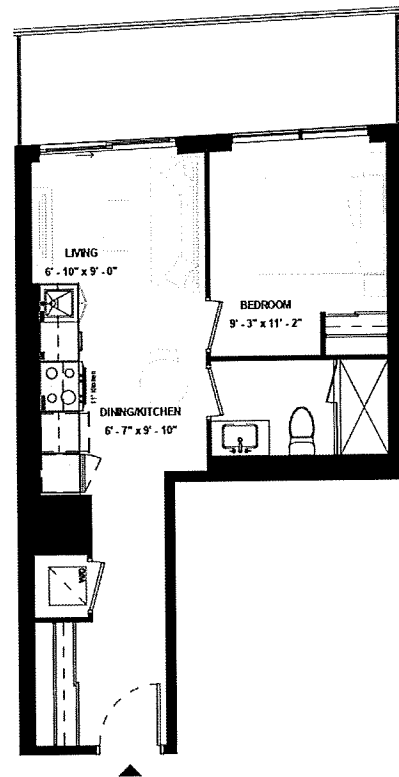


LEVEL 02

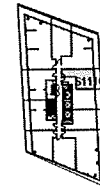


ISSUE DATE: 2023/06/02

SUITE 1110



SUITE TYPE: 1B
SUITE AREA: 463 SQFT
BALCONY / TERRACE: 109 SQFT



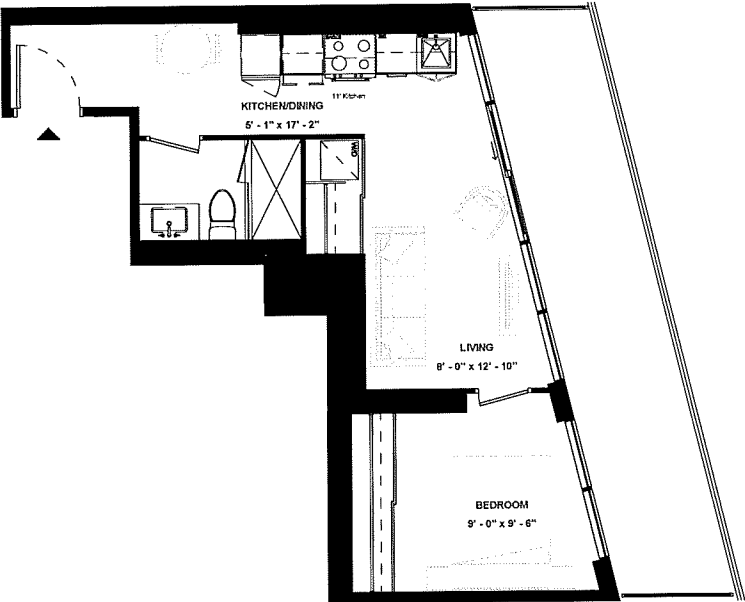
LEVEL 11



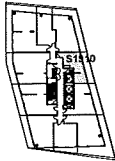
ISSUE DATE: 2023/06/02

Disclaimer: Drawings are not to scale. Materials, specifications, & floor plans are subject to change without notice. All renderings are artist's conceptions. All areas and stated room dimensions are approximate. Actual usable floor space may vary from the stated floor area. Floor area measured in accordance with Home Construction Regulatory Authority Directive. E.&O.E. Balcony sizes and configurations vary depending on floor level locations.

SUITE 1910



SUITE TYPE: 1B
SUITE AREA: 469 SQFT
BALCONY / TERRACE: 168 SQFT



LEVEL 19

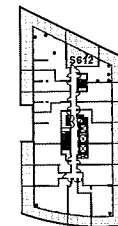
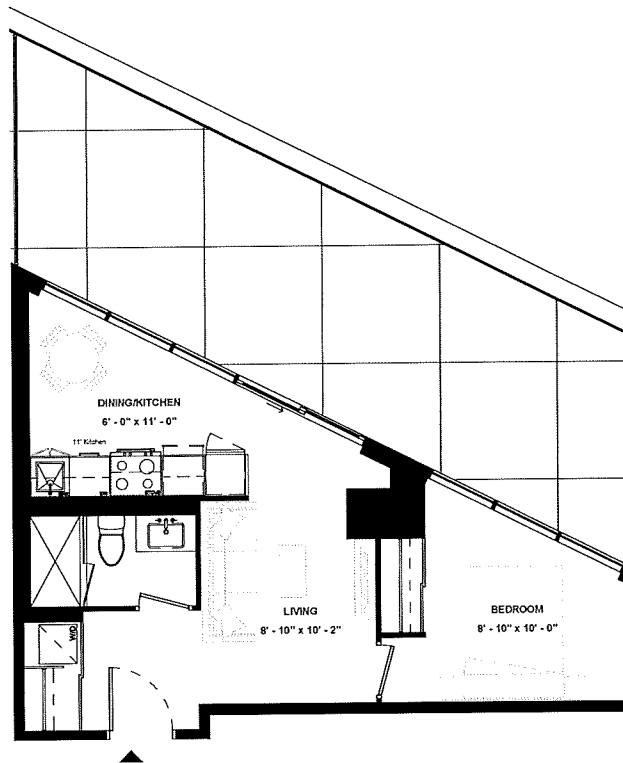


ISSUE DATE: 2023/06/02

Disclaimer: Drawings are not to scale. Materials, specifications, & floor plans are subject to change without notice. All renderings are artist's conceptions. All areas and stated room dimensions are approximate. Actual usable floor space may vary from the stated floor area. Floor area measured in accordance with Home Construction Regulatory Authority Directive, E.&O.E. Balcony sizes and configurations vary depending on floor level locations.

SUITE 612

SUITE TYPE: 1B
SUITE AREA: 471 SQFT
BALCONY / TERRACE: 348 SQFT

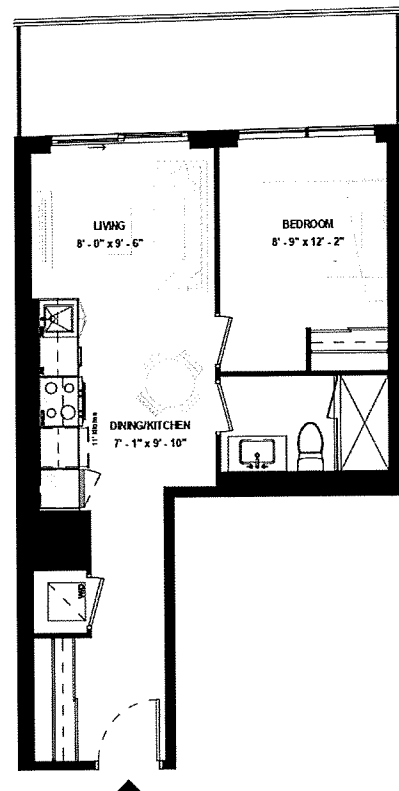


LEVEL 06

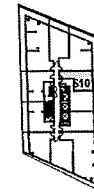


ISSUE DATE: 2023/06/02

SUITE 1010



SUITE TYPE: 1B
SUITE AREA: 484 SQFT
BALCONY / TERRACE: 109 SQFT



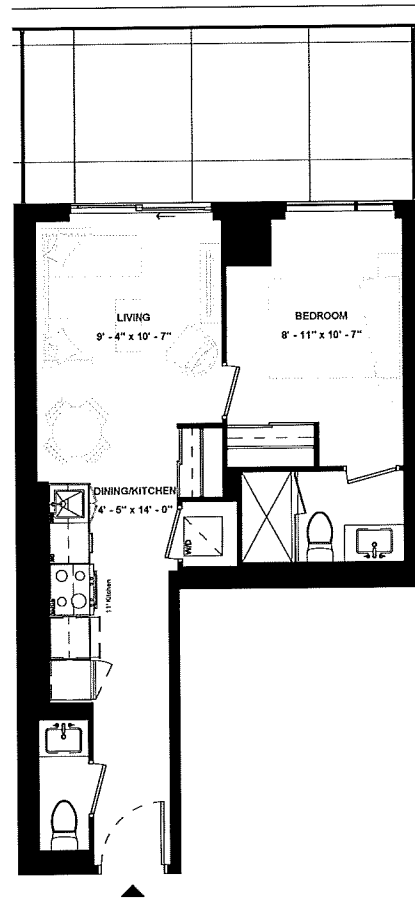
LEVEL 10



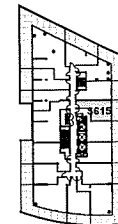
ISSUE DATE: 2023/06/02

Disclaimer: Drawings are not to scale. Materials, specifications, & floor plans are subject to change without notice. All renderings are artist's conceptions. All areas and stated room dimensions are approximate. Actual usable floor space may vary from the stated floor area. Floor area measured in accordance with Home Construction Regulatory Authority Directive, E.&O.E. Balcony sizes and configurations vary depending on floor level locations.

SUITE 615



SUITE TYPE: 1B
SUITE AREA: 491 SQFT
BALCONY / TERRACE: 167 SQFT

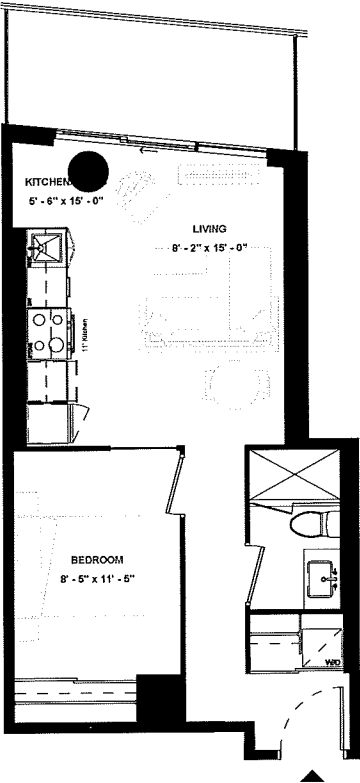


LEVEL 06

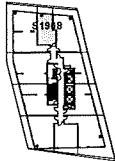
ISSUE DATE: 2023/06/02



SUITE 1908



SUITE TYPE: 1B
SUITE AREA: 491 SQFT
BALCONY / TERRACE: 81 SQFT



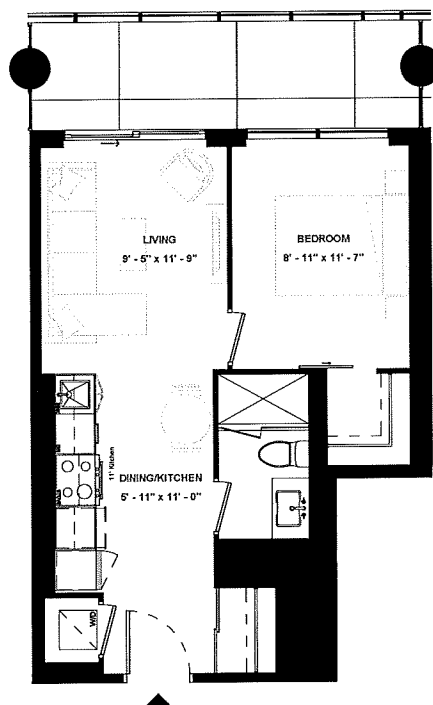
LEVEL 19



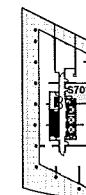
ISSUE DATE: 2023/06/02

Disclaimer: Drawings are not to scale. Materials, specifications, & floor plans are subject to change without notice. All renderings are artist's conceptions. All areas and stated room dimensions are approximate. Actual usable floor space may vary from the stated floor area. Floor area measured in accordance with Home Construction Regulatory Authority Directive, E.&O.E. Balcony sizes and configurations vary depending on floor level locations.

SUITE 703



SUITE TYPE: 1B
SUITE AREA: 496 SQFT
BALCONY / TERRACE: 104 SQFT



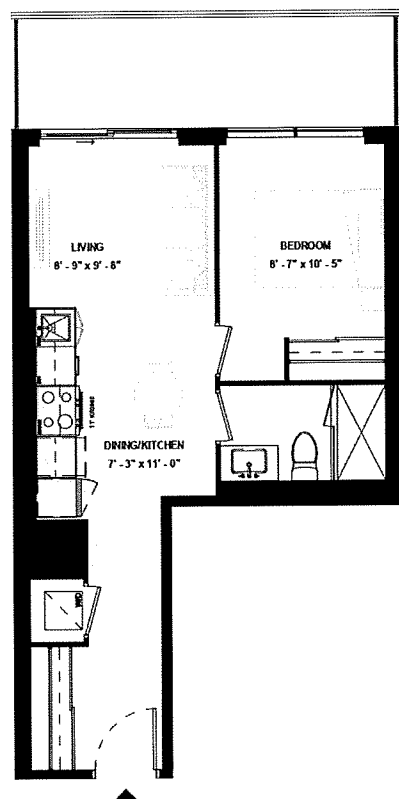
LEVEL 07



ISSUE DATE: 2023/06/02

Disclaimer: Drawings are not to scale. Materials, specifications, & floor plans are subject to change without notice. All renderings are artist's conceptions. All areas and stated room dimensions are approximate. Actual usable floor space may vary from the stated floor area. Floor area measured in accordance with Home Construction Regulatory Authority Directive. E.&O.E. Balcony sizes and configurations vary depending on floor level locations.

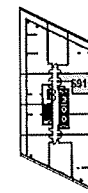
SUITE 810 & SUITE 910



SUITE TYPE: 1B
 SUITE AREA: 496 SQFT
 BALCONY / TERRACE: 109 SQFT



LEVEL 08

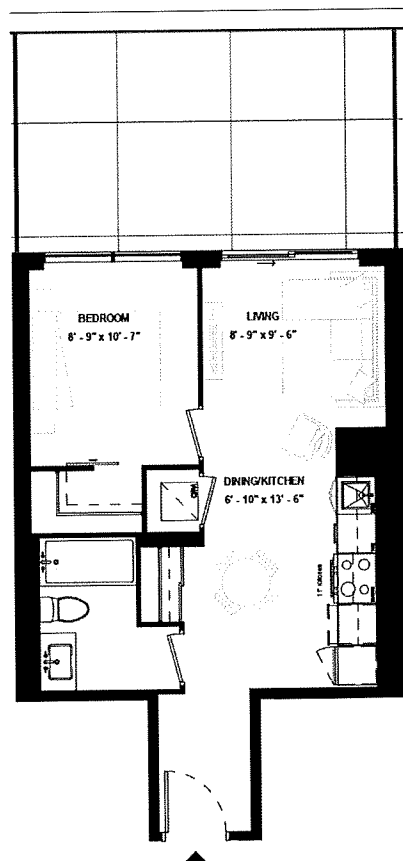


LEVEL 09

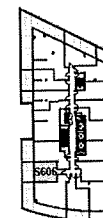
ISSUE DATE: 2023/06/02



SUITE 606



SUITE TYPE: 1B
SUITE AREA: 499 SQFT
BALCONY / TERRACE: 219 SQFT



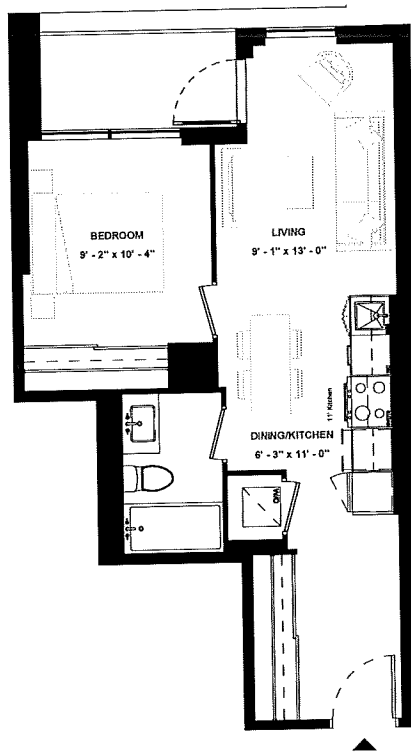
LEVEL 06



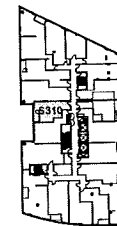
ISSUE DATE: 2023/06/02

Disclaimer: Drawings are not to scale. Materials, specifications, & floor plans are subject to change without notice. All renderings are artist's conceptions. All areas and stated room dimensions are approximate. Actual usable floor space may vary from the stated floor area. Floor area measured in accordance with Home Construction Regulatory Authority Directive, E.80 E. Balcony sizes and configurations vary depending on floor level locations.

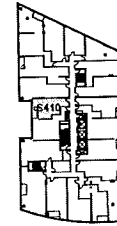
SUITE 310 & SUITE 410 & SUITE 510



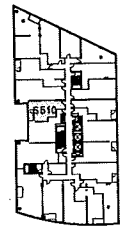
SUITE TYPE: 1B
 SUITE AREA: 511 SQFT
 BALCONY / TERRACE: 45 SQFT



LEVEL 03



LEVEL 04

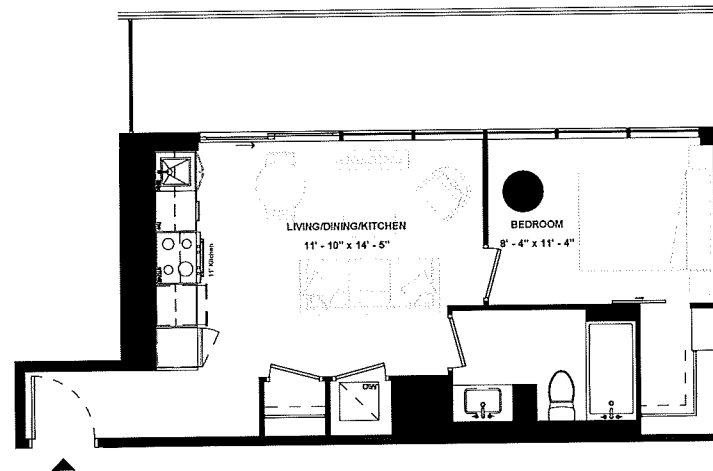


LEVEL 05

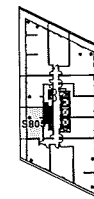
ISSUE DATE: 2023/06/02



SUITE 805



SUITE TYPE: 1B
SUITE AREA: 511 SQFT
BALCONY / TERRACE: 163 SQFT



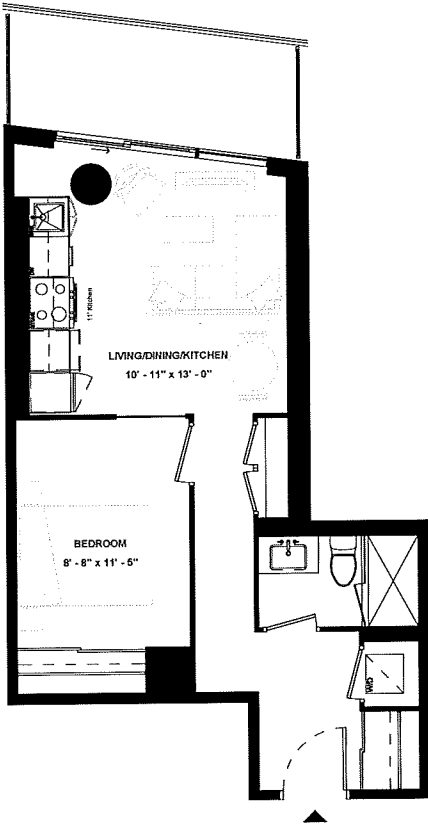
LEVEL 08



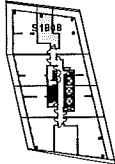
ISSUE DATE: 2023/06/02

Disclaimer: Drawings are not to scale. Materials, specifications, & floor plans are subject to change without notice. All renderings are artist's conceptions. All areas and stated room dimensions are approximate. Actual usable floor space may vary from the stated floor area. Floor area measured in accordance with Home Construction Regulatory Authority Directive, E.&O.E. Balcony sizes and configurations vary depending on floor level locations.

SUITE 1808



SUITE TYPE: 1B
SUITE AREA: 511 SQFT
BALCONY / TERRACE: 81 SQFT



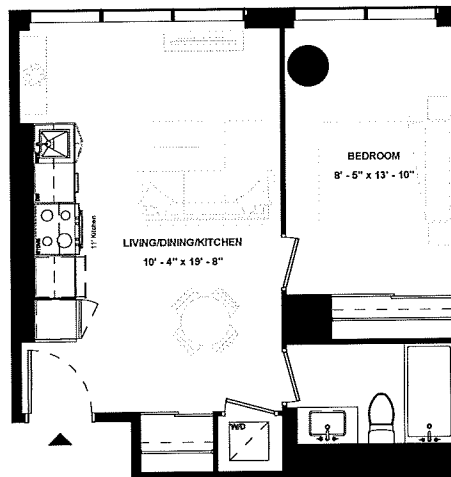
LEVEL 18



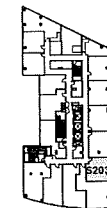
ISSUE DATE: 2023/06/02

Disclaimer: Drawings are not to scale. Materials, specifications, & floor plans are subject to change without notice. All renderings are artist's conceptions. All areas and stated room dimensions are approximate. Actual usable floor space may vary from the stated floor area. Floor area measured in accordance with Home Construction Regulatory Authority Directive. E.&O.E. Balcony sizes and configurations vary depending on floor level locations.

SUITE 203



SUITE TYPE: 1B
SUITE AREA: 512 SQFT
BALCONY / TERRACE: N/A SQFT

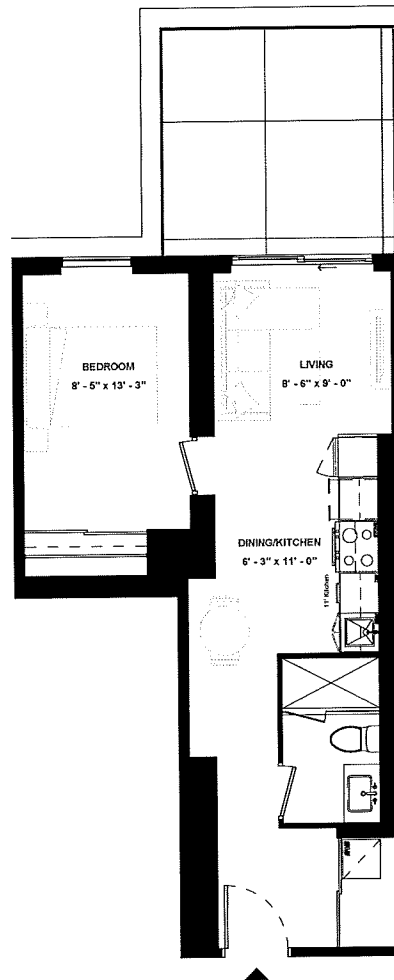


LEVEL 02

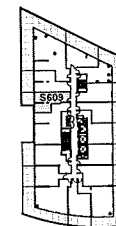


ISSUE DATE: 2023/06/02

SUITE 609



SUITE TYPE: 1B
SUITE AREA: 513 SQFT
BALCONY / TERRACE: 127 SQFT



LEVEL 06

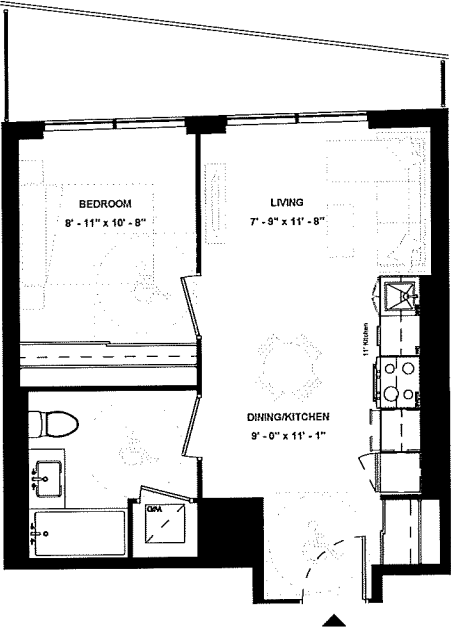


HARHAY
DEVELOPMENTS

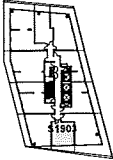
ISSUE DATE: 2023/06/02

Disclaimer: Drawings are not to scale. Materials, specifications, & floor plans are subject to change without notice. All renderings are artist's conceptions. All areas and stated room dimensions are approximate. Actual usable floor space may vary from the stated floor area. Floor area measured in accordance with Home Construction Regulatory Authority Directive, E.&O.E. Balcony sizes and configurations vary depending on floor level locations.

SUITE 1903



SUITE TYPE: 1B (BF)
 SUITE AREA: 513 SQFT
 BALCONY / TERRACE: 107 SQFT



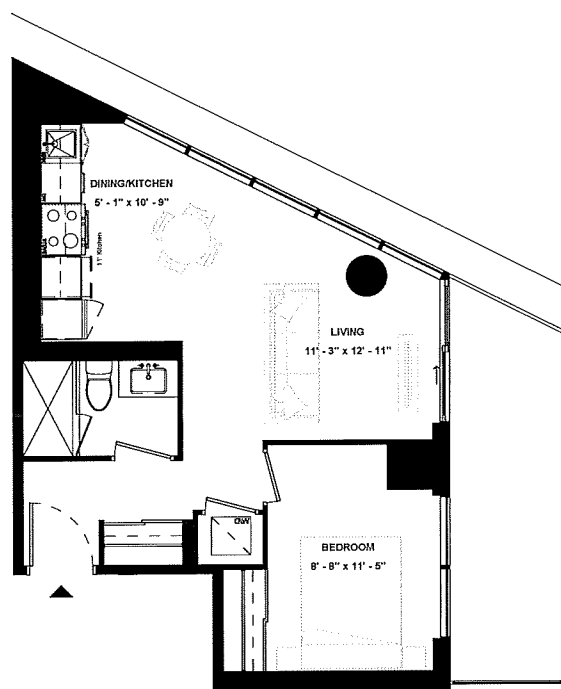
LEVEL 19



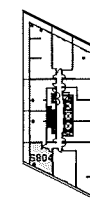
ISSUE DATE: 2023/06/02

Disclaimer: Drawings are not to scale. Materials, specifications, & floor plans are subject to change without notice. All renderings are artist's conceptions. All areas and stated room dimensions are approximate. Actual usable floor space may vary from the stated floor area. Floor area measured in accordance with Home Construction Regulatory Authority Directive, E.&O.E. Balcony sizes and configurations vary depending on floor level locations.

SUITE 804



SUITE TYPE: 1B
SUITE AREA: 514 SQFT
BALCONY / TERRACE: 104 SQFT



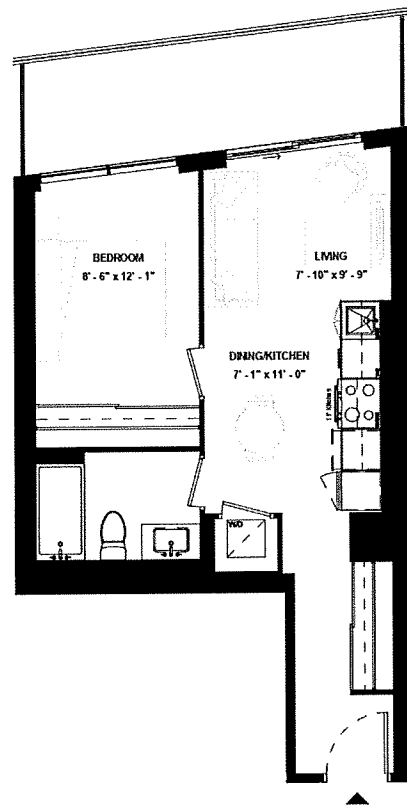
LEVEL 08



ISSUE DATE: 2023/06/02

Disclaimer: Drawings are not to scale. Materials, specifications, & floor plans are subject to change without notice. All renderings are artist's conceptions. All areas and stated room dimensions are approximate. Actual usable floor space may vary from the stated floor area. Floor area measured in accordance with Home Construction Regulatory Authority Directive. E.&O.E. Balcony sizes and configurations vary depending on floor level locations.

SUITE 1401



SUITE TYPE: 1B
SUITE AREA: 615 SQFT
BALCONY / TERRACE: 110 SQFT



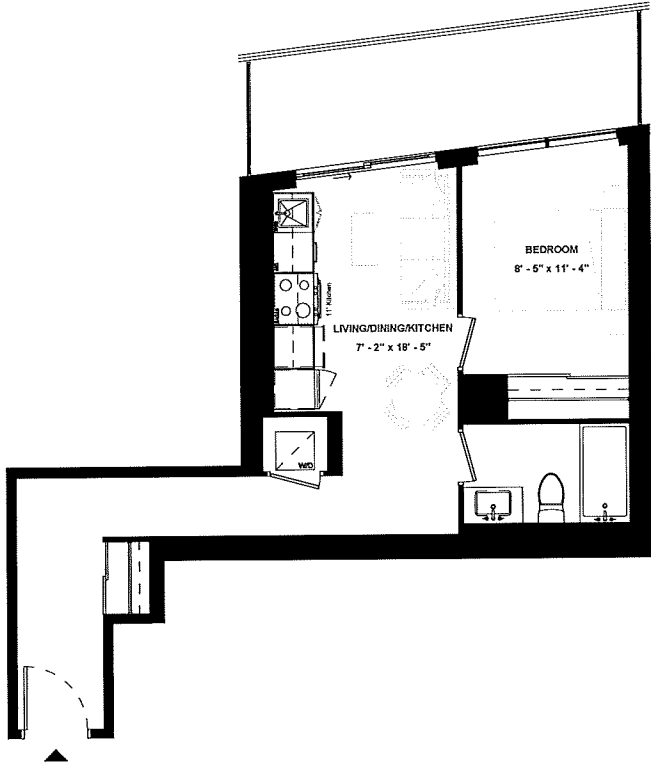
LEVEL 14



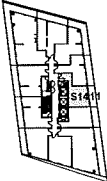
ISSUE DATE: 2023/06/02

Disclaimer: Drawings are not to scale. Materials, specifications, & floor plans are subject to change without notice. All renderings are artist's conceptions. All areas and stated room dimensions are approximate. Actual usable floor space may vary from the stated floor area. Floor area measured in accordance with Home Construction Regulatory Authority Directive. E.&O.E. Balcony sizes and configurations vary depending on floor level locations.

SUITE 1411



SUITE TYPE: 1B
 SUITE AREA: 515 SQFT
 BALCONY / TERRACE: 110 SQFT



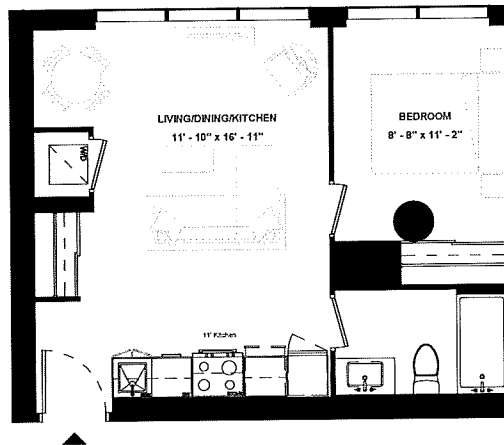
LEVEL 14



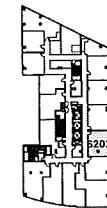
ISSUE DATE: 2023/06/02

Disclaimer: Drawings are not to scale. Materials, specifications, & floor plans are subject to change without notice. All renderings are artist's conceptions. All areas and stated room dimensions are approximate. Actual usable floor space may vary from the stated floor area. Floor area measured in accordance with Home Construction Regulatory Authority Directive. E.&O.E. Balcony sizes and configurations vary depending on floor level locations.

SUITE 202



SUITE TYPE: 1B
SUITE AREA: 517 SQFT
BALCONY / TERRACE: N/A SQFT

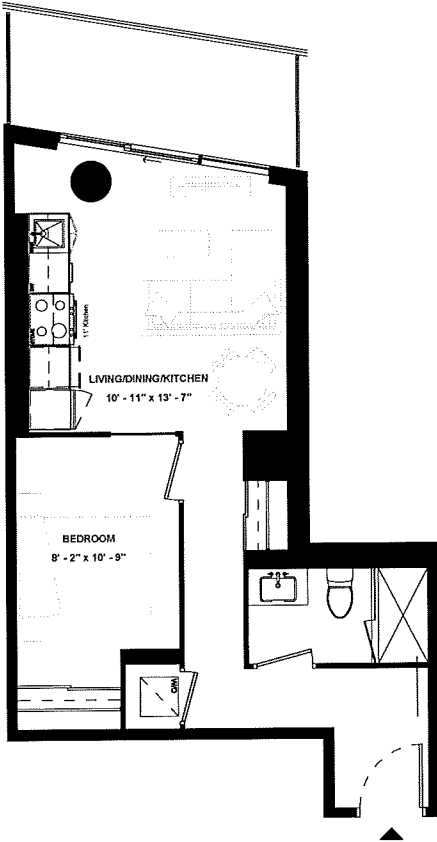


LEVEL 02

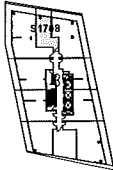


ISSUE DATE: 2023/06/02

SUITE 1708



SUITE TYPE: 1B
 SUITE AREA: 519 SQFT
 BALCONY / TERRACE: 81 SQFT



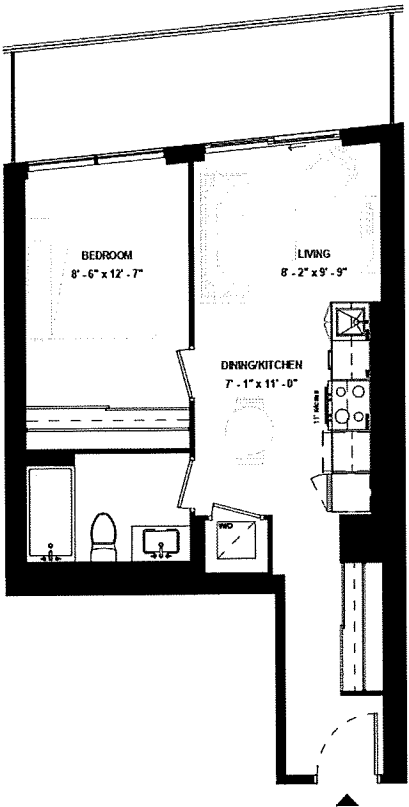
LEVEL 17



ISSUE DATE: 2023/06/02

Disclaimer: Drawings are not to scale. Materials, specifications, & floor plans are subject to change without notice. All renderings are artist's conceptions. All areas and stated room dimensions are approximate. Actual usable floor space may vary from the stated floor area. Floor area measured in accordance with Home Construction Regulatory Authority Directive, E.&O.E. Balcony sizes and configurations vary depending on floor level locations.

SUITE 1301



SUITE TYPE: 1B
SUITE AREA: 525 SQFT
BALCONY / TERRACE: 109 SQFT

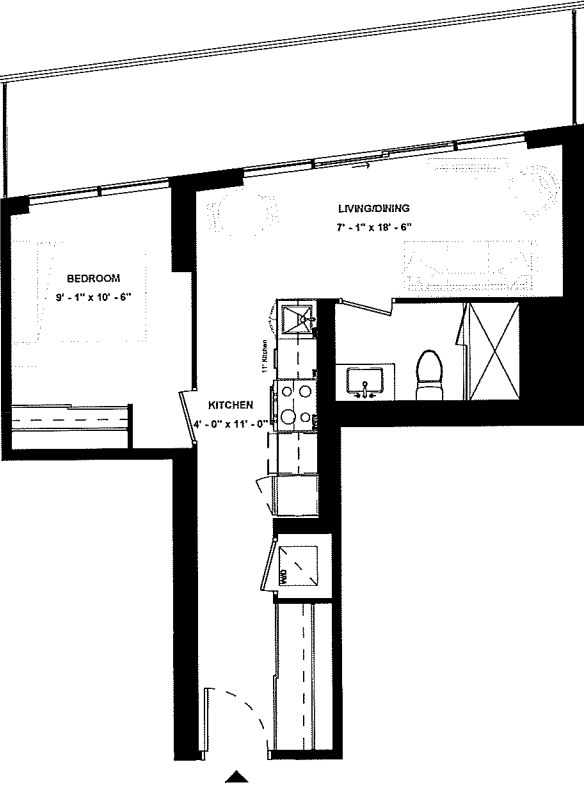


ISSUE DATE: 2023/06/02

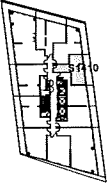
LEVEL 13

Disclaimer: Drawings are not to scale. Materials, specifications, & floor plans are subject to change without notice. All renderings are artist's conceptions. All areas and stated room dimensions are approximate. Actual usable floor space may vary from the stated floor area. Floor area measured in accordance with Home Construction Regulatory Authority Directive. E.&O.E. Balcony sizes and configurations vary depending on floor level locations.

SUITE 1410



SUITE TYPE: 1B
 SUITE AREA: 525 SQFT
 BALCONY / TERRACE: 161 SQFT



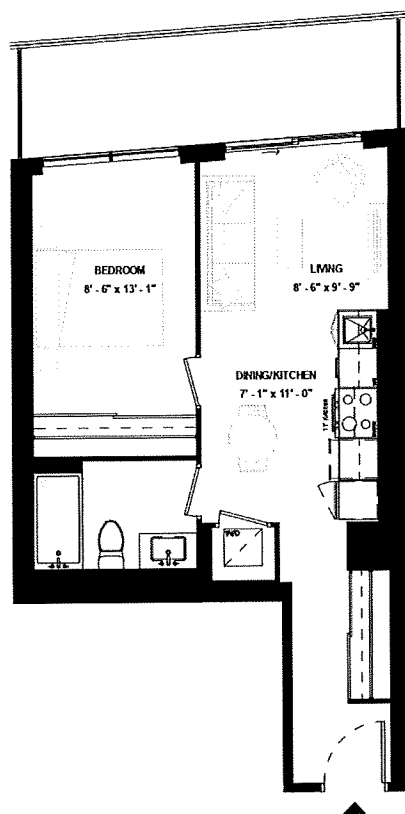
LEVEL 14



ISSUE DATE: 2023/06/02

Disclaimer: Drawings are not to scale. Materials, specifications, & floor plans are subject to change without notice. All renderings are artist's conceptions. All areas and stated room dimensions are approximate. Actual usable floor space may vary from the stated floor area. Floor area measured in accordance with Home Construction Regulatory Authority Directive. E.&O.E. Balcony sizes and configurations vary depending on floor level locations.

SUITE 1201



SUITE TYPE: 1B
SUITE AREA: 532 SQFT
BALCONY / TERRACE: 109 SQFT



LEVEL 12

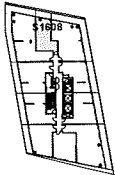
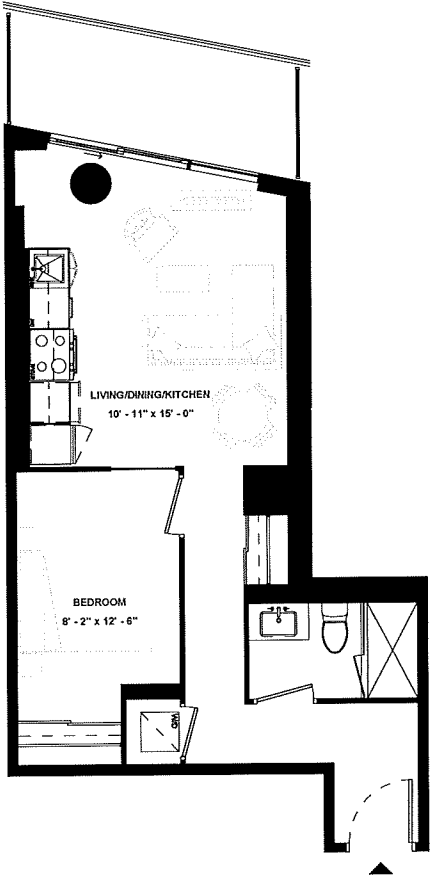


ISSUE DATE: 2023/06/02

Disclaimer: Drawings are not to scale. Materials, specifications, & floor plans are subject to change without notice. All renderings are artist's conceptions. All areas and stated room dimensions are approximate. Actual usable floor space may vary from the stated floor area. Floor area measured in accordance with Home Construction Regulatory Authority Directive, E.&O.E. Balcony sizes and configurations vary depending on floor level locations.

SUITE 1608

SUITE TYPE: 1B
 SUITE AREA: 533 SQFT
 BALCONY / TERRACE: 82 SQFT



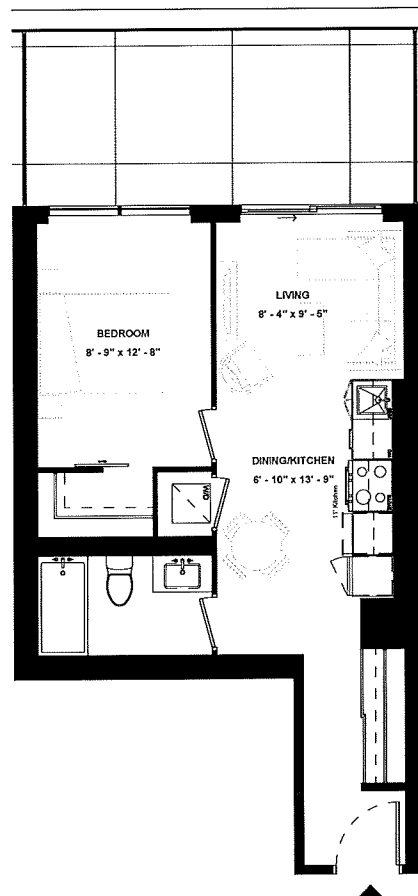
LEVEL 16



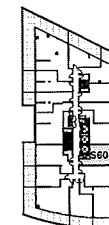
ISSUE DATE: 2023/06/02

Disclaimer: Drawings are not to scale. Materials, specifications, & floor plans are subject to change without notice. All renderings are artist's conceptions. All areas and stated room dimensions are approximate. Actual usable floor space may vary from the stated floor area. Floor area measured in accordance with Home Construction Regulatory Authority Directive. E.&O.E. Balcony sizes and configurations vary depending on floor level locations.

SUITE 601



SUITE TYPE: 1B
SUITE AREA: 534 SQFT
BALCONY / TERRACE: 167 SQFT

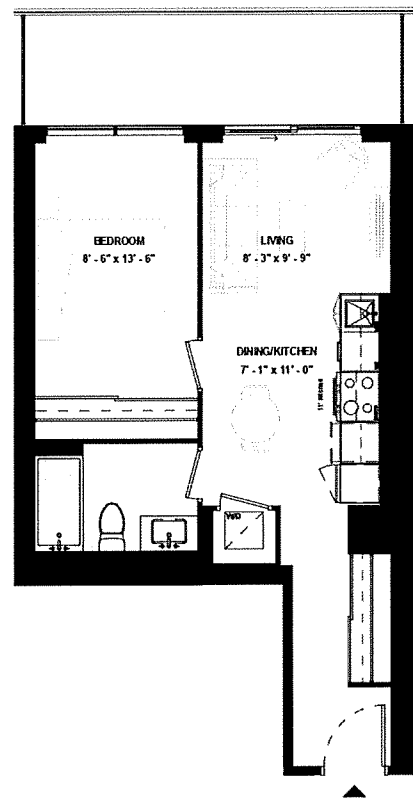


LEVEL 06

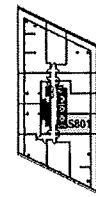


ISSUE DATE: 2023/06/02

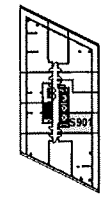
SUITE 801 & SUITE 901



SUITE TYPE: 1B
 SUITE AREA: 534 SQFT
 BALCONY / TERRACE: 109 SQFT



LEVEL 08



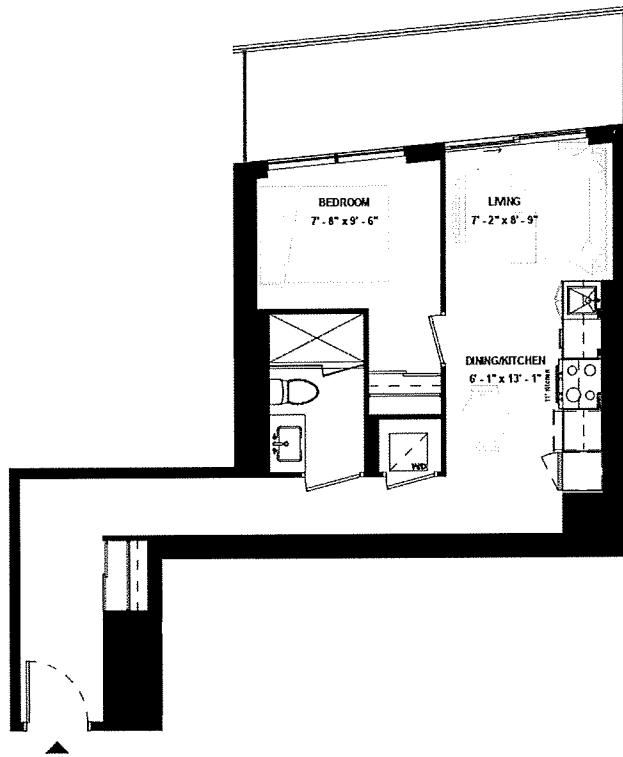
LEVEL 09

ISSUE DATE: 2023/06/02

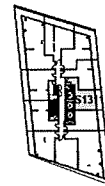


Disclaimer: Drawings are not to scale. Materials, specifications, & floor plans are subject to change without notice. All renderings are artist's conceptions. All areas and stated room dimensions are approximate. Actual usable floor space may vary from the stated floor area. Floor area measured in accordance with Home Construction Regulatory Authority Directive, E.&O.E. Balcony sizes and configurations vary depending on floor level locations.

SUITE 1311



SUITE TYPE: 1B
 SUITE AREA: 534 SQFT
 BALCONY / TERRACE: 109 SQFT



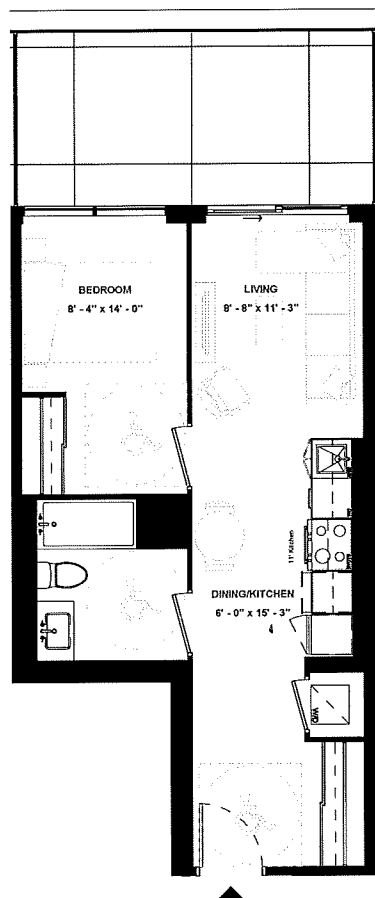
LEVEL 13



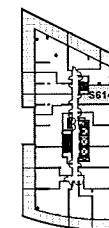
ISSUE DATE: 2023/06/02

Disclaimer: Drawings are not to scale. Materials, specifications, & floor plans are subject to change without notice. All renderings are artist's conceptions. All areas and stated room dimensions are approximate. Actual usable floor space may vary from the stated floor area. Floor area measured in accordance with Home Construction Regulatory Authority Directive, E.80 E. Balcony sizes and configurations vary depending on floor level locations.

SUITE 614



SUITE TYPE: 1B (BF)
SUITE AREA: 538 SQFT
BALCONY / TERRACE: 153 SQFT

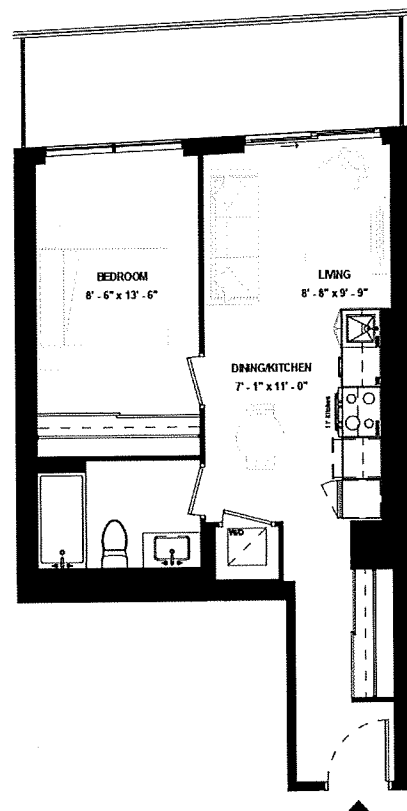


LEVEL 06



ISSUE DATE: 2023/06/02

SUITE 1101



SUITE TYPE: 1B
SUITE AREA: 538 SQFT
BALCONY / TERRACE: 109 SQFT



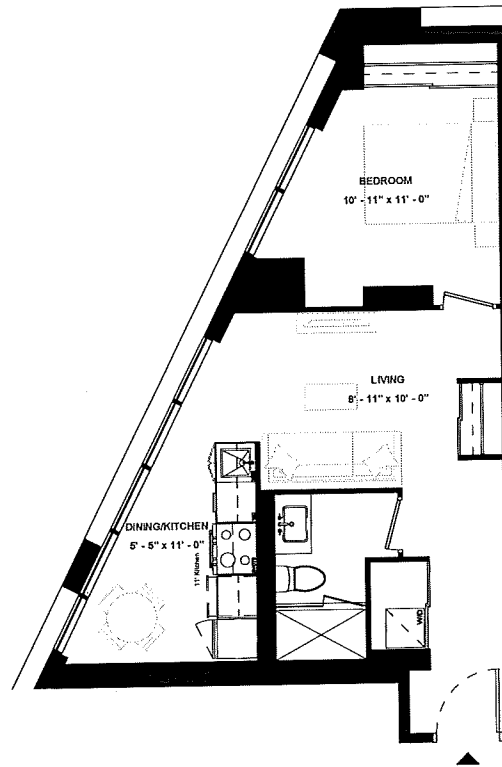
LEVEL 11



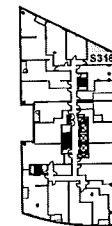
ISSUE DATE: 2023/06/02

Disclaimer: Drawings are not to scale. Materials, specifications, & floor plans are subject to change without notice. All renderings are artist's conceptions. All areas and stated room dimensions are approximate. Actual usable floor space may vary from the stated floor area. Floor area measured in accordance with Home Construction Regulatory Authority Directive. E.&O.E. Balcony sizes and configurations vary depending on floor level locations.

SUITE 316 & SUITE 416 & SUITE 516



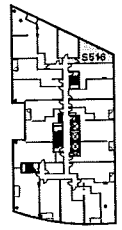
SUITE TYPE: 1B
 SUITE AREA: 539 SQFT
 BALCONY / TERRACE: N/A SQFT



LEVEL 03



LEVEL 04

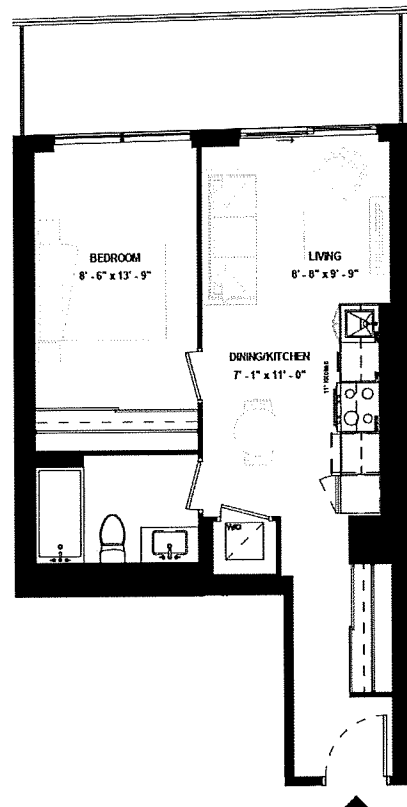


LEVEL 05

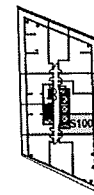
ISSUE DATE: 2023/06/02



SUITE 1001



SUITE TYPE: 1B
SUITE AREA: 641 SQFT
BALCONY / TERRACE: 109 SQFT



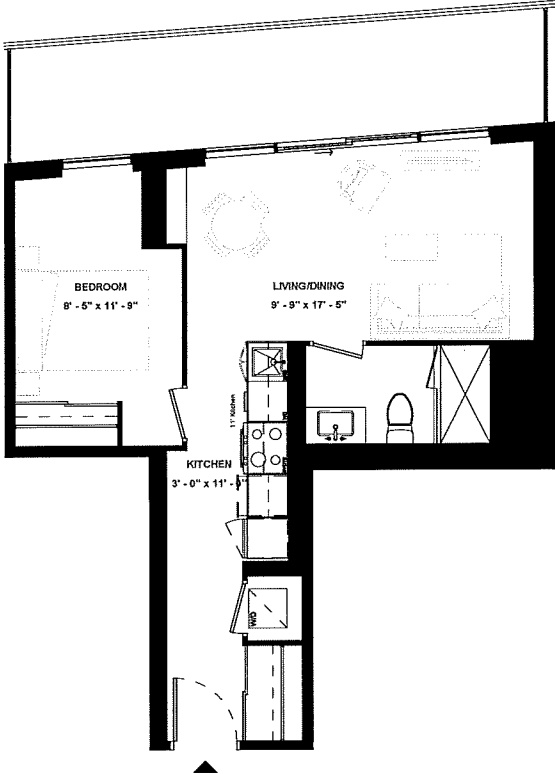
LEVEL 10



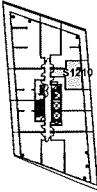
ISSUE DATE: 2023/06/02

Disclaimer: Drawings are not to scale. Materials, specifications, & floor plans are subject to change without notice. All renderings are artist's conceptions. All areas and stated room dimensions are approximate. Actual usable floor space may vary from the stated floor area. Floor area measured in accordance with Home Construction Regulatory Authority Directive. E.&O.E. Balcony sizes and configurations vary depending on floor level locations.

SUITE 1210



SUITE TYPE: 1B
 SUITE AREA: 547 SQFT
 BALCONY / TERRACE: 150 SQFT



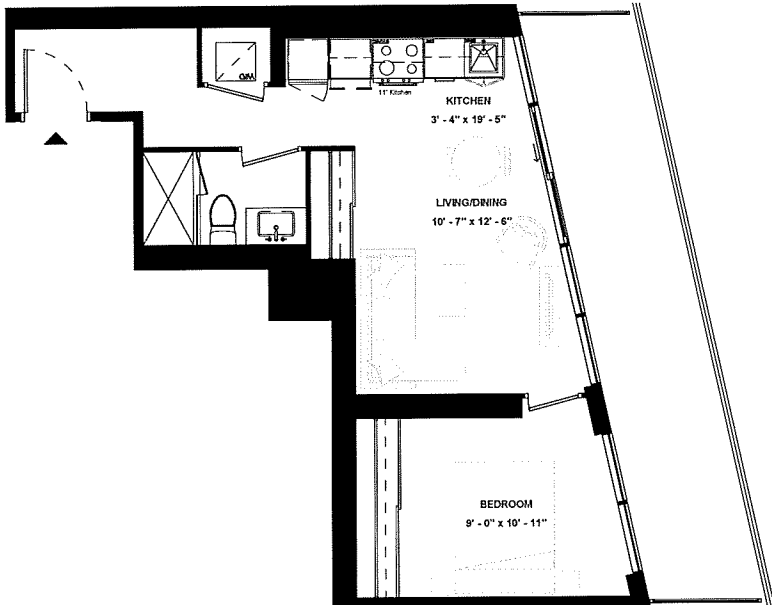
LEVEL 12



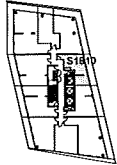
ISSUE DATE: 2023/06/02

Disclaimer: Drawings are not to scale. Materials, specifications, & floor plans are subject to change without notice. All renderings are artist's conceptions. All areas and stated room dimensions are approximate. Actual usable floor space may vary from the stated floor area. Floor area measured in accordance with Home Construction Regulatory Authority Directive, E.&O.E. Balcony sizes and configurations vary depending on floor level locations.

SUITE 1810



SUITE TYPE: 1B
 SUITE AREA: 547 SQFT
 BALCONY / TERRACE: 167 SQFT



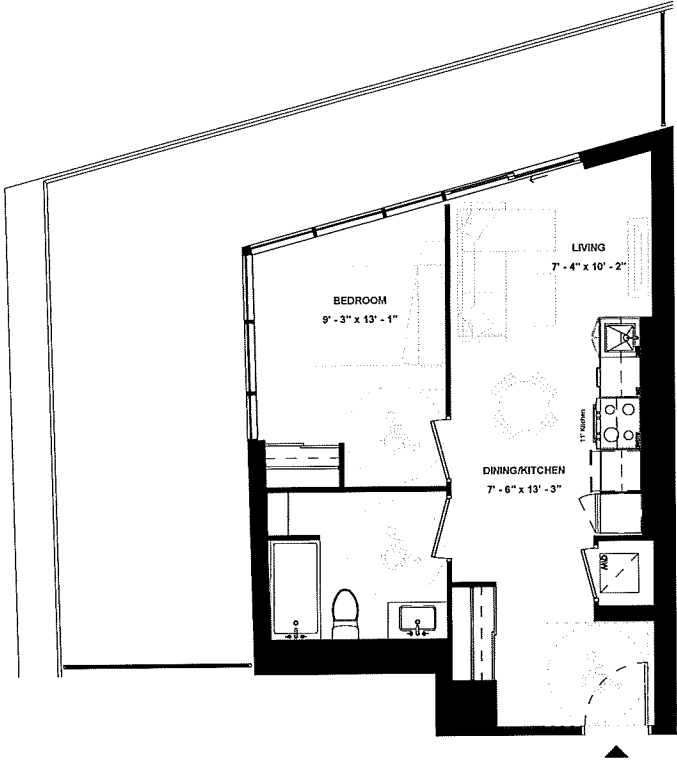
LEVEL 18



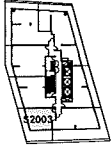
ISSUE DATE: 2023/06/02

Disclaimer: Drawings are not to scale. Materials, specifications, & floor plans are subject to change without notice. All renderings are artist's conceptions. All areas and stated room dimensions are approximate. Actual usable floor space may vary from the stated floor area. Floor area measured in accordance with Home Construction Regulatory Authority Directive, E.&O.E. Balcony sizes and configurations vary depending on floor level locations.

SUITE 2003



SUITE TYPE: 1B (BF)
 SUITE AREA: 549 SQFT
 BALCONY / TERRACE: 363 SQFT



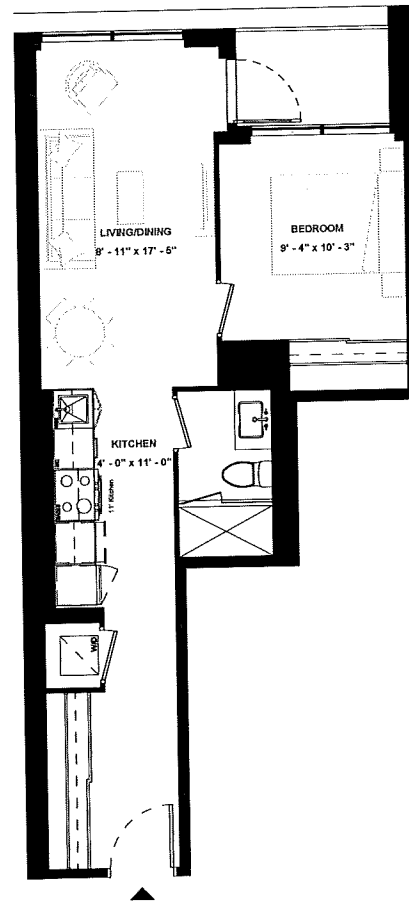
LEVEL 20



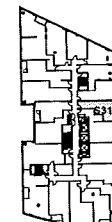
ISSUE DATE: 2023/06/02

Disclaimer: Drawings are not to scale. Materials, specifications, & floor plans are subject to change without notice. All renderings are artist's conceptions. All areas and stated room dimensions are approximate. Actual usable floor space may vary from the stated floor area. Floor area measured in accordance with Home Construction Regulatory Authority Directive, E & O.E. Balcony sizes and configurations vary depending on floor level locations.

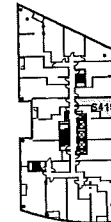
**SUITE 319 &
SUITE 419 &
SUITE 519**



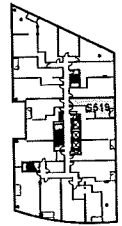
SUITE TYPE: 1B
 SUITE AREA: 554 SQFT
 BALCONY / TERRACE: 35 SQFT



LEVEL 03



LEVEL 04

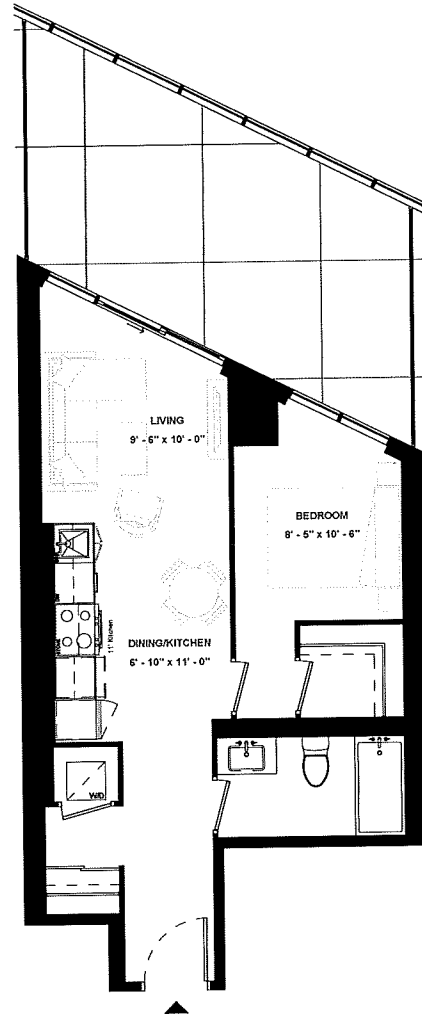


LEVEL 05

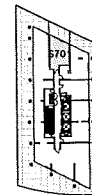
ISSUE DATE: 2023/06/02



SUITE 701



SUITE TYPE: 1B
SUITE AREA: 554 SQFT
BALCONY / TERRACE: 234 SQFT

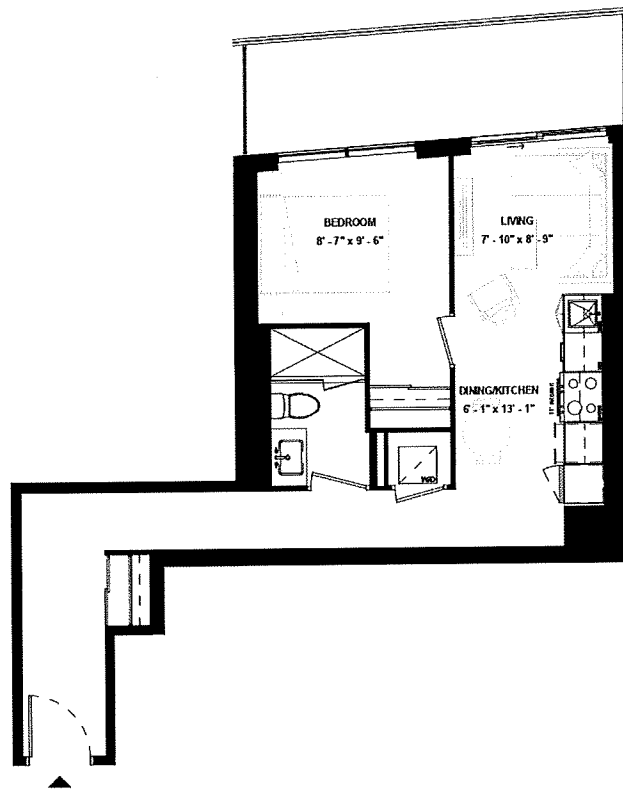


LEVEL 07

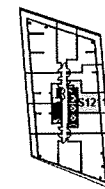
ISSUE DATE: 2023/06/02



SUITE 1211



SUITE TYPE: 1B
SUITE AREA: 557 SQFT
BALCONY / TERRACE: 109 SQFT



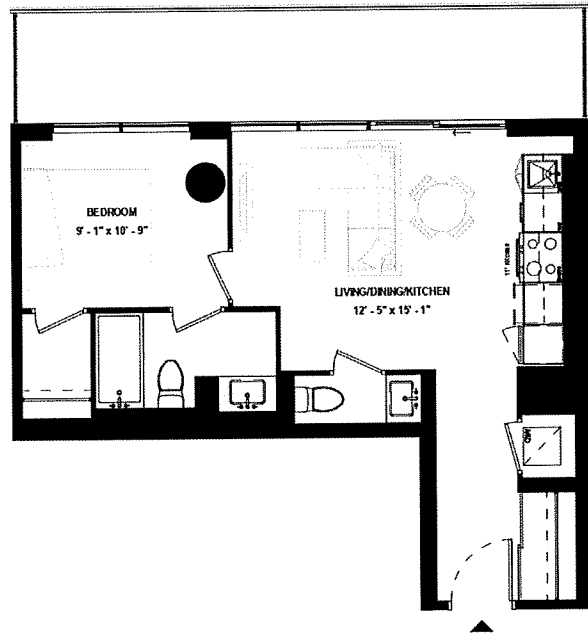
LEVEL 12



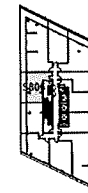
ISSUE DATE: 2023/06/02

Disclaimer: Drawings are not to scale. Materials, specifications, & floor plans are subject to change without notice. All renderings are artist's conceptions. All areas and stated room dimensions are approximate. Actual usable floor space may vary from the stated floor area. Floor area measured in accordance with Home Construction Regulatory Authority Directive, E.&O.E. Balcony sizes and configurations vary depending on floor level locations.

SUITE 806



SUITE TYPE: 1B
SUITE AREA: 569 SQFT
BALCONY / TERRACE: 163 SQFT



LEVEL 08

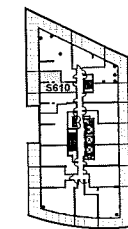
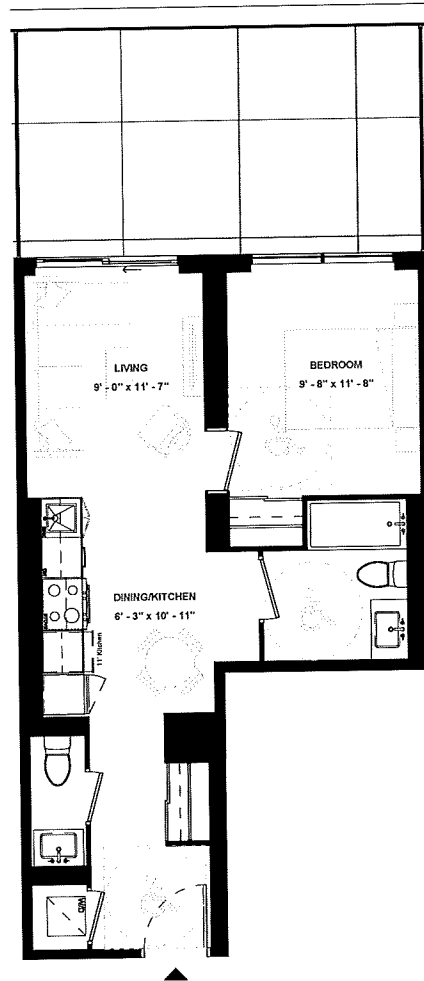


ISSUE DATE: 2023/06/02

Disclaimer: Drawings are not to scale. Materials, specifications, & floor plans are subject to change without notice. All renderings are artist's conceptions. All areas and stated room dimensions are approximate. Actual usable floor space may vary from the stated floor area. Floor area measured in accordance with Home Construction Regulatory Authority Directive, E&O E. Balcony sizes and configurations vary depending on floor level locations.

SUITE 610

SUITE TYPE: 1B (BF)
SUITE AREA: 571 SQFT
BALCONY / TERRACE: 228 SQFT



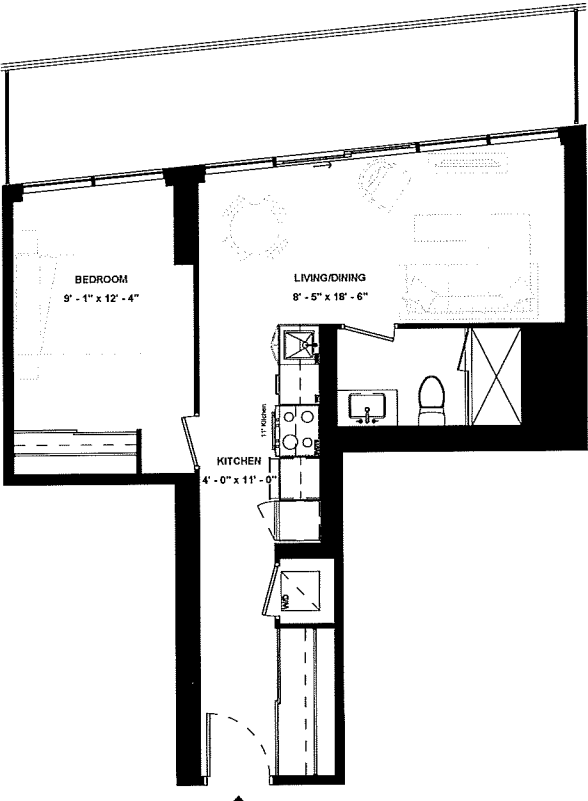
LEVEL 06

ISSUE DATE: 2023/06/02

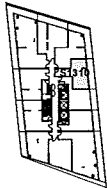


Disclaimer: Drawings are not to scale. Materials, specifications, & floor plans are subject to change without notice. All renderings are artist's conceptions. All areas and stated room dimensions are approximate. Actual usable floor space may vary from the stated floor area. Floor area measured in accordance with Home Construction Regulatory Authority Directive. E.&O.E. Balcony sizes and configurations vary depending on floor level locations.

SUITE 1310



SUITE TYPE: 1B
SUITE AREA: 571 SQFT
BALCONY / TERRACE: 159 SQFT



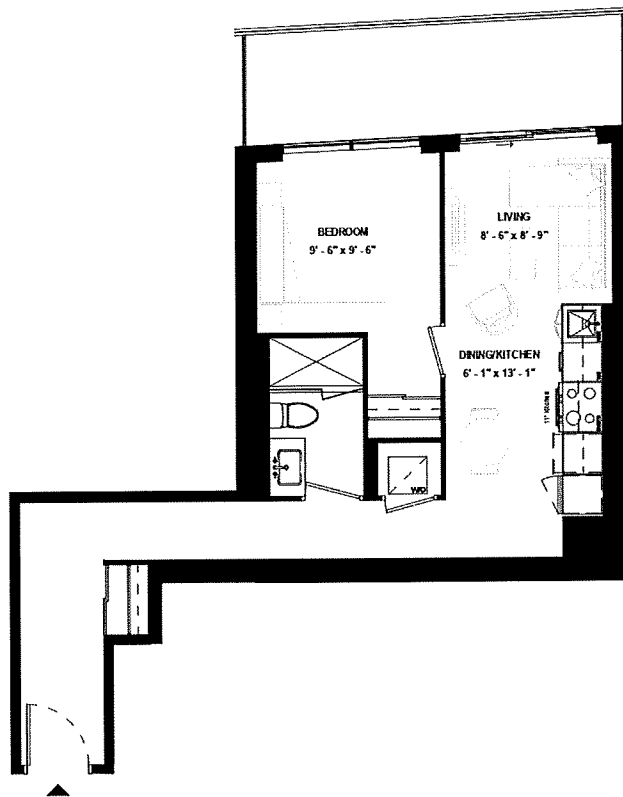
LEVEL 13



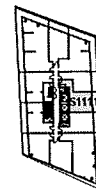
ISSUE DATE: 2023/06/02

Disclaimer: Drawings are not to scale. Materials, specifications, & floor plans are subject to change without notice. All renderings are artist's conceptions. All areas and stated room dimensions are approximate. Actual usable floor space may vary from the stated floor area. Floor area measured in accordance with Home Construction Regulatory Authority Directive, E.&O.E. Balcony sizes and configurations vary depending on floor level locations.

SUITE 1111



SUITE TYPE: 1B
SUITE AREA: 672 SQFT
BALCONY / TERRACE: 109 SQFT



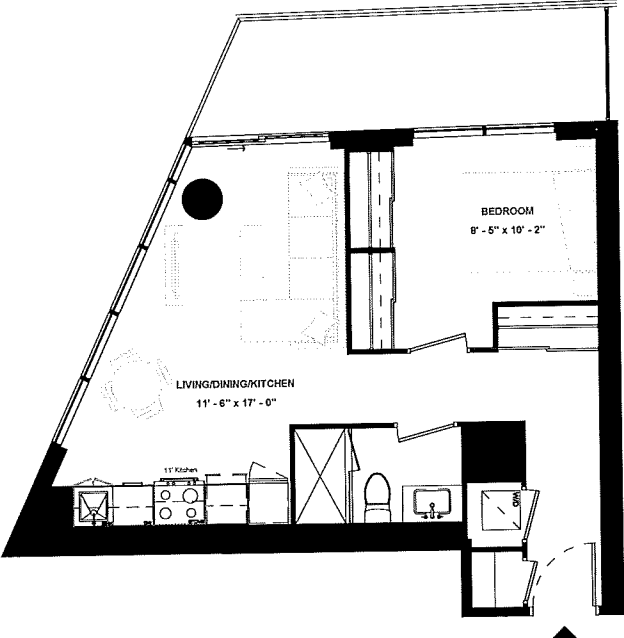
LEVEL 11



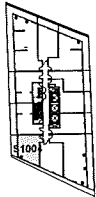
ISSUE DATE: 2023/06/02

Disclaimer: Drawings are not to scale. Materials, specifications, & floor plans are subject to change without notice. All renderings are artist's conceptions. All areas and stated room dimensions are approximate. Actual usable floor space may vary from the stated floor area. Floor area measured in accordance with Home Construction Regulatory Authority Directive. E.&O.E. Balcony sizes and configurations vary depending on floor level locations.

SUITE 1004



SUITE TYPE: 1B
SUITE AREA: 576 SQFT
BALCONY / TERRACE: 108 SQFT



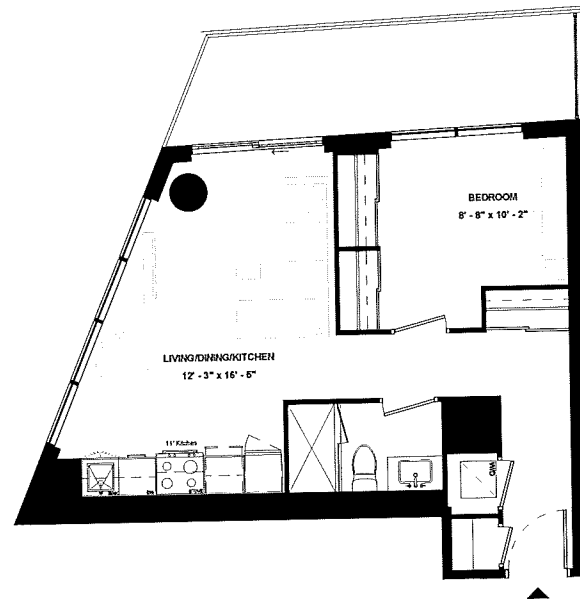
LEVEL 10



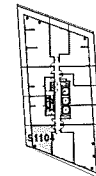
ISSUE DATE: 2023/06/02

Disclaimer: Drawings are not to scale. Materials, specifications, & floor plans are subject to change without notice. All renderings are artist's conceptions. All areas and stated room dimensions are approximate. Actual usable floor space may vary from the stated floor area. Floor area measured in accordance with Home Construction Regulatory Authority Directive, E.&O.E. Balcony sizes and configurations vary depending on floor level locations.

SUITE 1104



SUITE TYPE: 1B
SUITE AREA: 579 SQFT
BALCONY / TERRACE: 116 SQFT



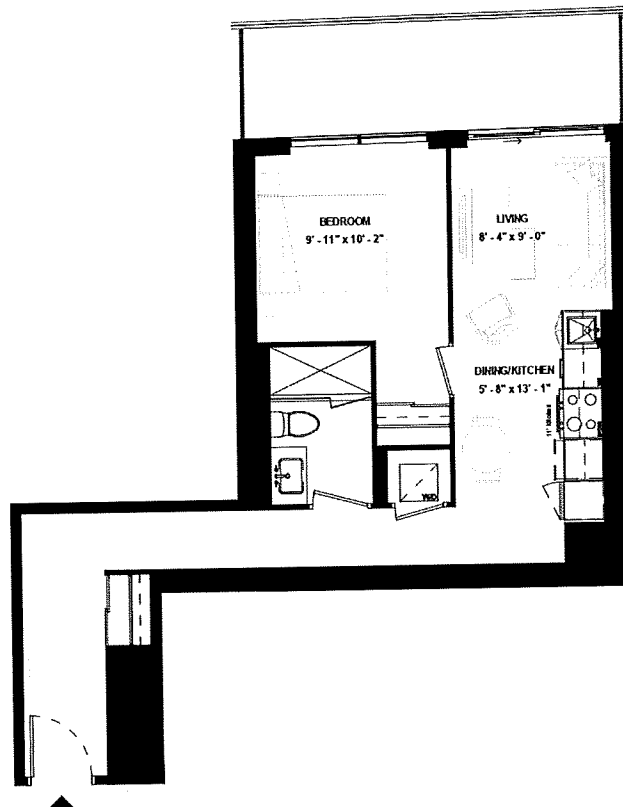
LEVEL 11



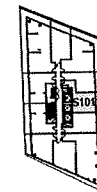
ISSUE DATE: 2023/06/02

Disclaimer: Drawings are not to scale. Materials, specifications, & floor plans are subject to change without notice. All renderings are artist's conceptions. All areas and stated room dimensions are approximate. Actual usable floor space may vary from the stated floor area. Floor area measured in accordance with Home Construction Regulatory Authority Directive, E.&O.E. Balcony sizes and configurations vary depending on floor level locations.

SUITE 1011



SUITE TYPE: 1B
SUITE AREA: 584 SQFT
BALCONY / TERRACE: 109 SQFT



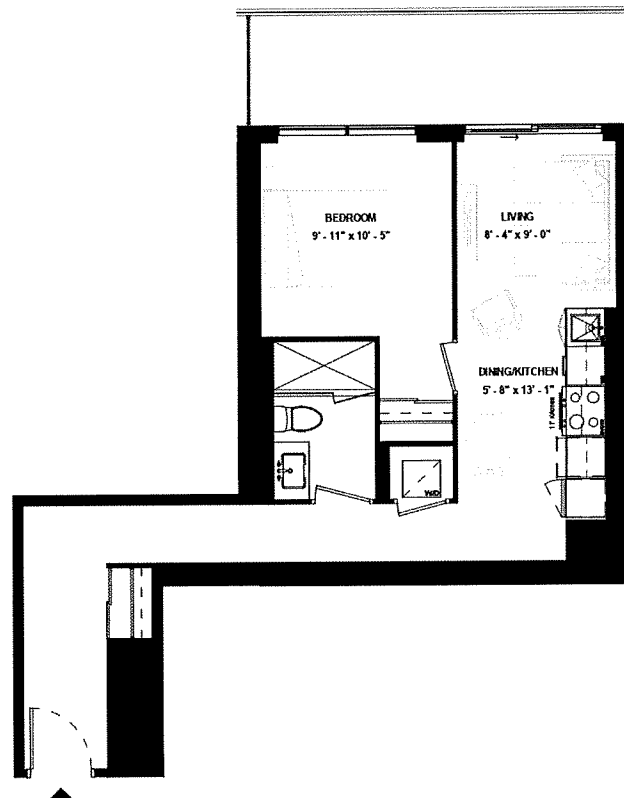
LEVEL 10



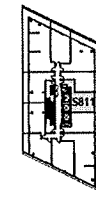
ISSUE DATE: 2023/06/02

Disclaimer: Drawings are not to scale. Materials, specifications, & floor plans are subject to change without notice. All renderings are artist's conceptions. All areas and stated room dimensions are approximate. Actual usable floor space may vary from the stated floor area. Floor area measured in accordance with Home Construction Regulatory Authority Directive. E.&O.E. Balcony sizes and configurations vary depending on floor level locations.

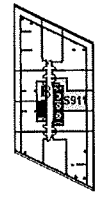
SUITE 811 & SUITE 911



SUITE TYPE: 1B
 SUITE AREA: 586 SQFT
 BALCONY / TERRACE: 109 SQFT



LEVEL 08



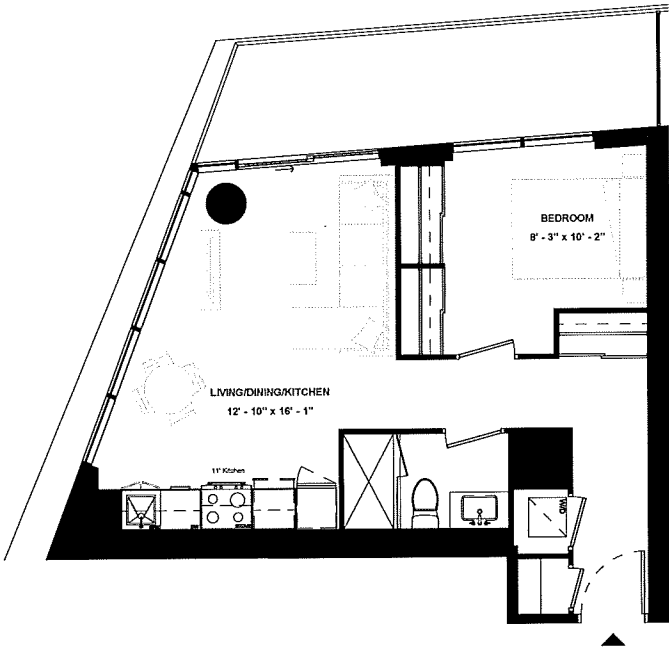
LEVEL 09



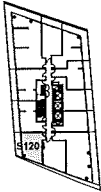
ISSUE DATE: 2023/06/02

Disclaimer: Drawings are not to scale. Materials, specifications, & floor plans are subject to change without notice. All renderings are artist's conceptions. All areas and stated room dimensions are approximate. Actual usable floor space may vary from the stated floor area. Floor area measured in accordance with Home Construction Regulatory Authority Directive, E.80 E. Balcony sizes and configurations vary depending on floor level locations.

SUITE 1204



SUITE TYPE: 1B
SUITE AREA: 586 SQFT
BALCONY / TERRACE: 122 SQFT



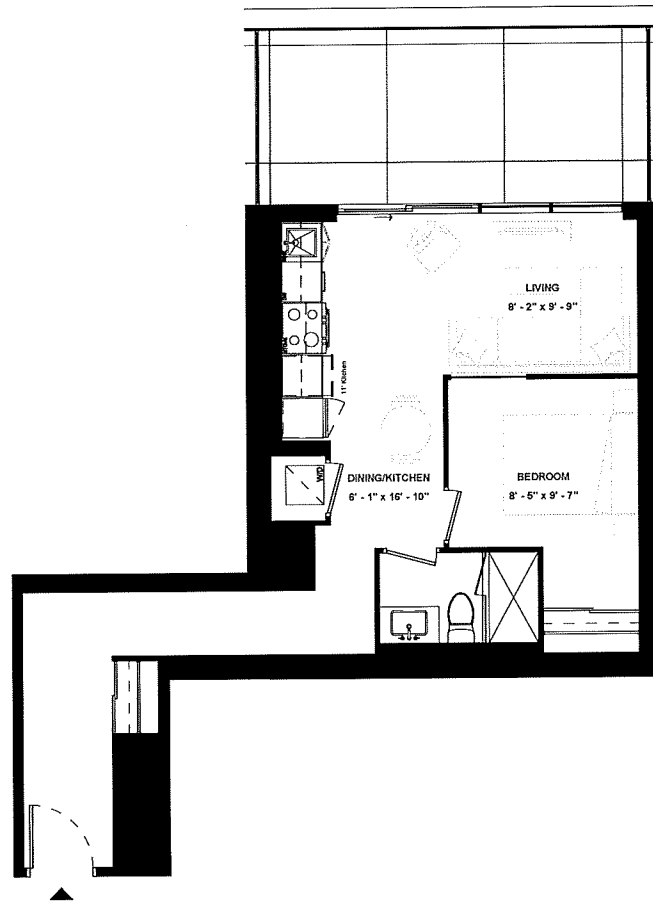
LEVEL 12



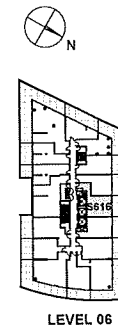
ISSUE DATE: 2023/06/02

Disclaimer: Drawings are not to scale. Materials, specifications, & floor plans are subject to change without notice. All renderings are artist's conceptions. All areas and stated room dimensions are approximate. Actual usable floor space may vary from the stated floor area. Floor area measured in accordance with Home Construction Regulatory Authority Directive, E.&O.E. Balcony sizes and configurations vary depending on floor level locations.

SUITE 616

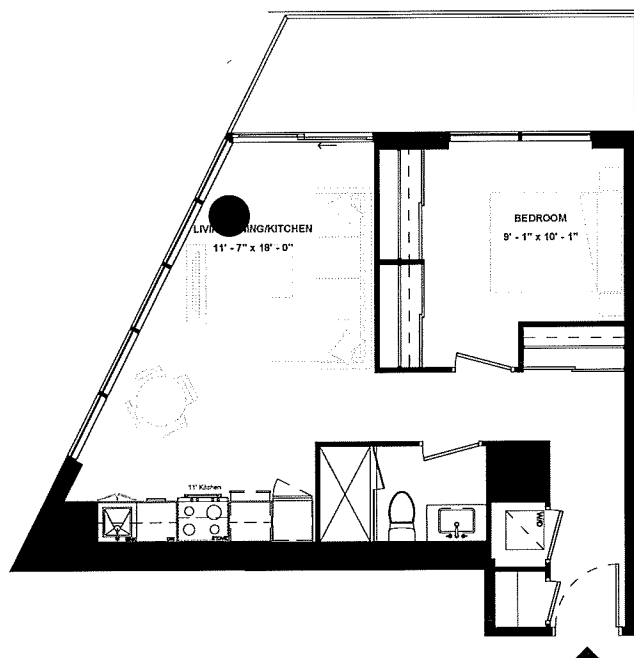


SUITE TYPE: 1B
SUITE AREA: 592 SQFT
BALCONY / TERRACE: 167 SQFT

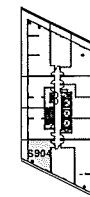


ISSUE DATE: 2023/06/02

SUITE 904



SUITE TYPE: 1B
SUITE AREA: 599 SQFT
BALCONY / TERRACE: 104 SQFT

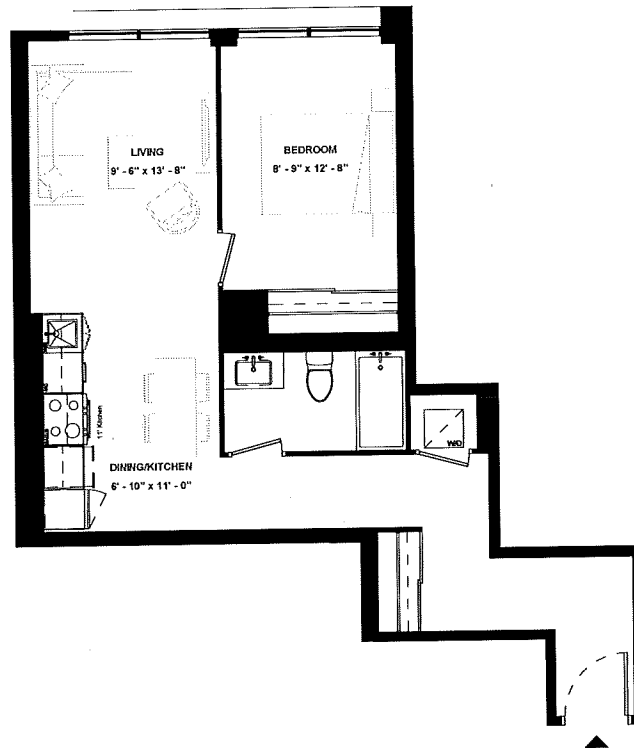


LEVEL 09

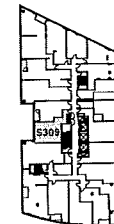


ISSUE DATE: 2023/06/02

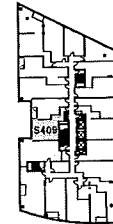
**SUITE 309 &
SUITE 409 &
SUITE 509**



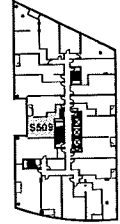
SUITE TYPE: 1B
 SUITE AREA: 650 SQFT
 BALCONY / TERRACE: N/A SQFT



LEVEL 03



LEVEL 04

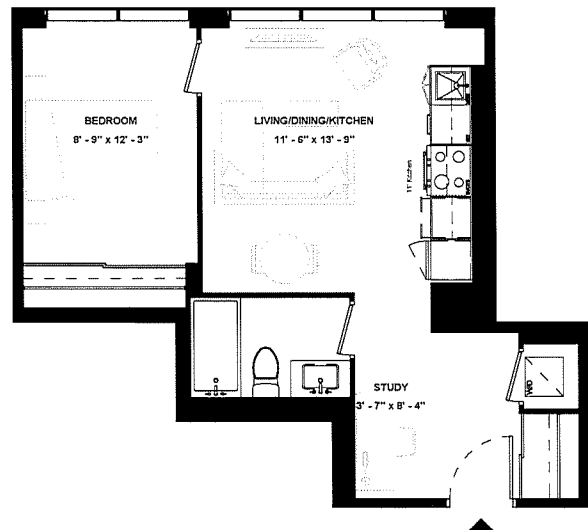


LEVEL 05

ISSUE DATE: 2023/06/02



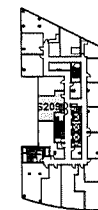
SUITE 209



SUITE TYPE: 1B+STUDY
SUITE AREA: 545 SQFT
BALCONY / TERRACE: N/A SQFT



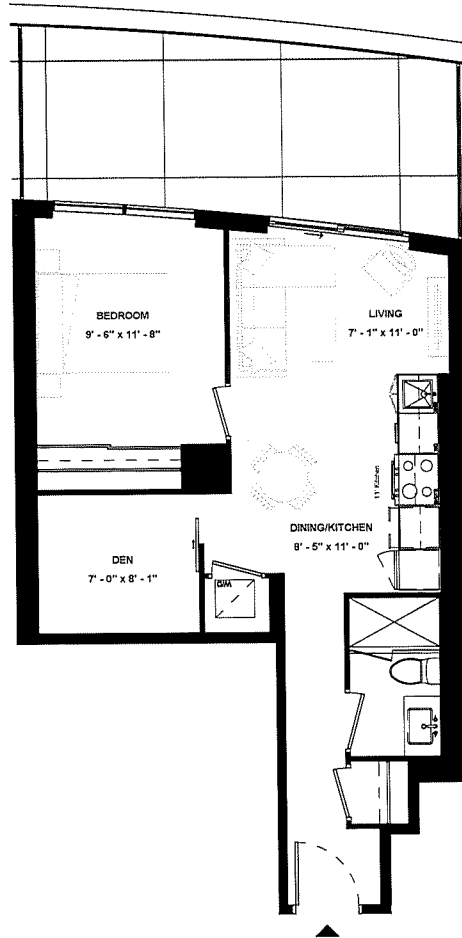
ISSUE DATE: 2023/06/02



LEVEL 02

Disclaimer: Drawings are not to scale. Materials, specifications, & floor plans are subject to change without notice. All renderings are artist's conceptions. All areas and stated room dimensions are approximate. Actual usable floor space may vary from the stated floor area. Floor area measured in accordance with Home Construction Regulatory Authority Directive, E.&O.E. Balcony sizes and configurations vary depending on floor level locations.

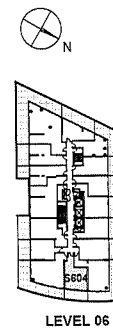
SUITE 604



SUITE TYPE: 1B+D
SUITE AREA: 578 SQFT
BALCONY / TERRACE: 187 SQFT

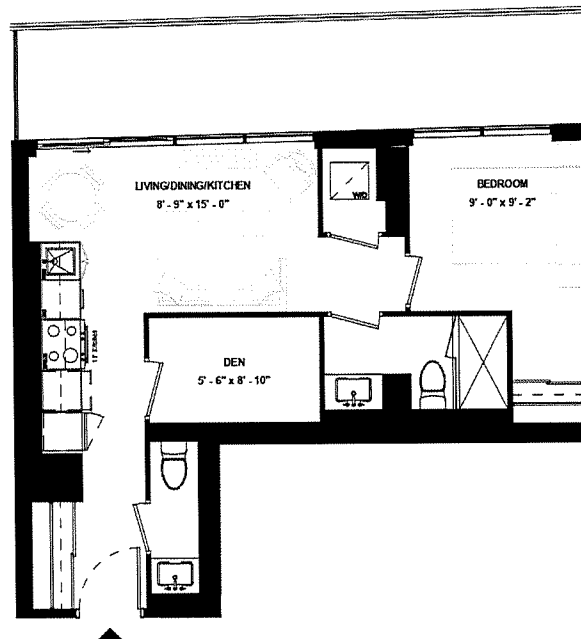


ISSUE DATE: 2023/06/02

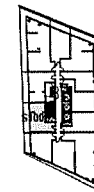


Disclaimer: Drawings are not to scale. Materials, specifications, & floor plans are subject to change without notice. All renderings are artist's conceptions. All areas and stated room dimensions are approximate. Actual usable floor space may vary from the stated floor area. Floor area measured in accordance with Home Construction Regulatory Authority Directive. E.&O.E. Balcony sizes and configurations vary depending on floor level locations.

SUITE 1005



SUITE TYPE: 1B+D
SUITE AREA: 578 SQFT
BALCONY / TERRACE: 163 SQFT



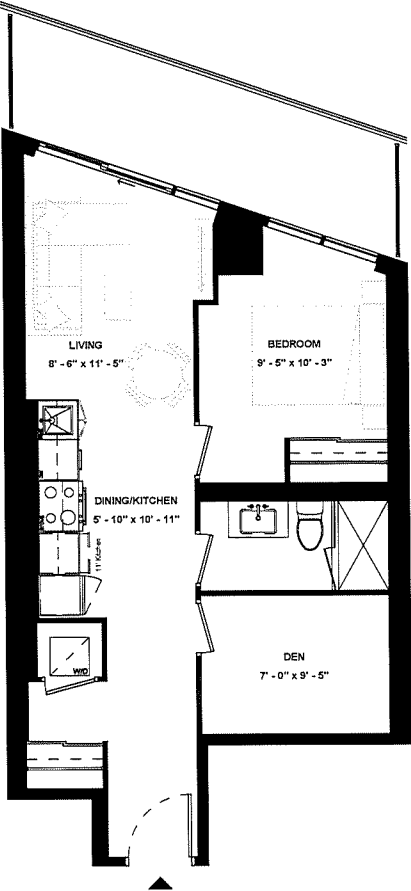
LEVEL 10



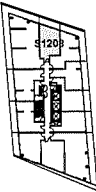
ISSUE DATE: 2023/06/02

Disclaimer: Drawings are not to scale. Materials, specifications, & floor plans are subject to change without notice. All renderings are artist's conceptions. All areas and stated room dimensions are approximate. Actual usable floor space may vary from the stated floor area. Floor area measured in accordance with Home Construction Regulatory Authority Directive. E.&O.E. Balcony sizes and configurations vary depending on floor level locations.

SUITE 1208



SUITE TYPE: 1B+D
 SUITE AREA: 582 SQFT
 BALCONY / TERRACE: 113 SQFT



LEVEL 12

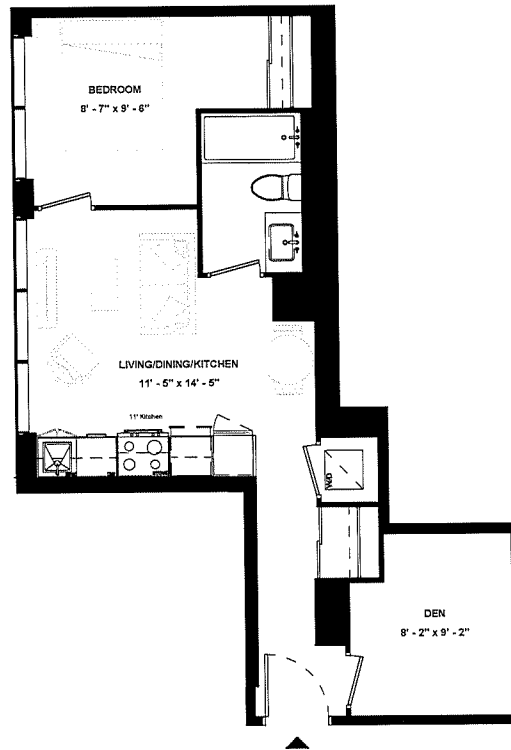
ISSUE DATE: 2023/06/02



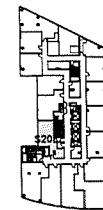
HARHAY
 DEVELOPMENTS

Disclaimer: Drawings are not to scale. Materials, specifications, & floor plans are subject to change without notice. All renderings are artist's conceptions. All areas and stated room dimensions are approximate. Actual usable floor space may vary from the stated floor area. Floor area measured in accordance with Home Construction Regulatory Authority Directive. E.&O.E. Balcony sizes and configurations vary depending on floor level locations.

SUITE 208



SUITE TYPE: 1B+D
SUITE AREA: 583 SQFT
BALCONY / TERRACE: N/A SQFT



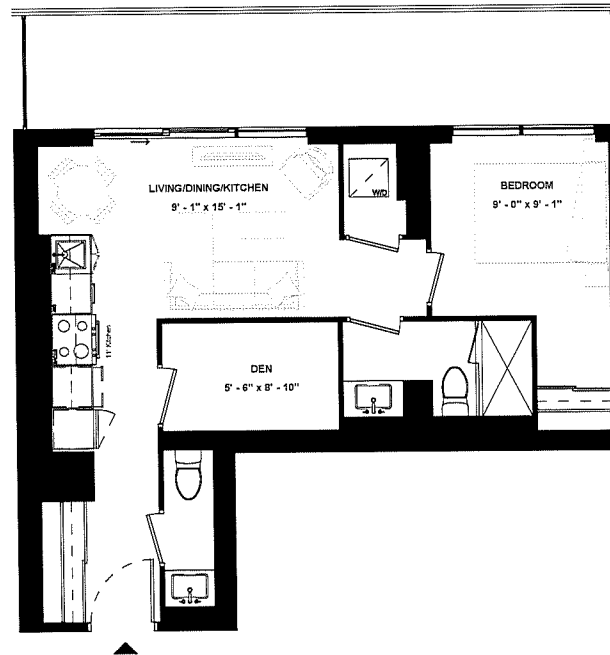
LEVEL 02



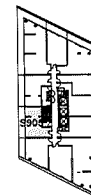
ISSUE DATE: 2023/06/02

Disclaimer: Drawings are not to scale. Materials, specifications, & floor plans are subject to change without notice. All renderings are artist's conceptions. All areas and stated room dimensions are approximate. Actual usable floor space may vary from the stated floor area. Floor area measured in accordance with Home Construction Regulatory Authority Directive. E.&O.E. Balcony sizes and configurations vary depending on floor level locations.

SUITE 905



SUITE TYPE: 1B+D
SUITE AREA: 584 SQFT
BALCONY / TERRACE: 163 SQFT



LEVEL 09

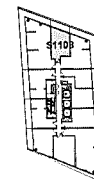
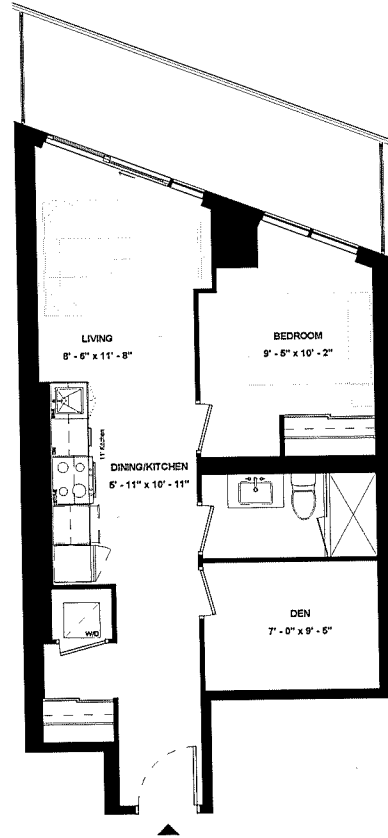


ISSUE DATE: 2023/06/02

Disclaimer: Drawings are not to scale. Materials, specifications, & floor plans are subject to change without notice. All renderings are artist's conceptions. All areas and related room dimensions are approximate. Actual usable floor space may vary from the stated floor area. Floor area measured in accordance with Home Construction Regulatory Authority Directive, E.&O.E. Balcony sizes and configurations vary depending on floor level locations.

SUITE 1108

SUITE TYPE: 1B+D
SUITE AREA: 584 SQFT
BALCONY / TERRACE: 114 SQFT



LEVEL 11

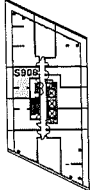
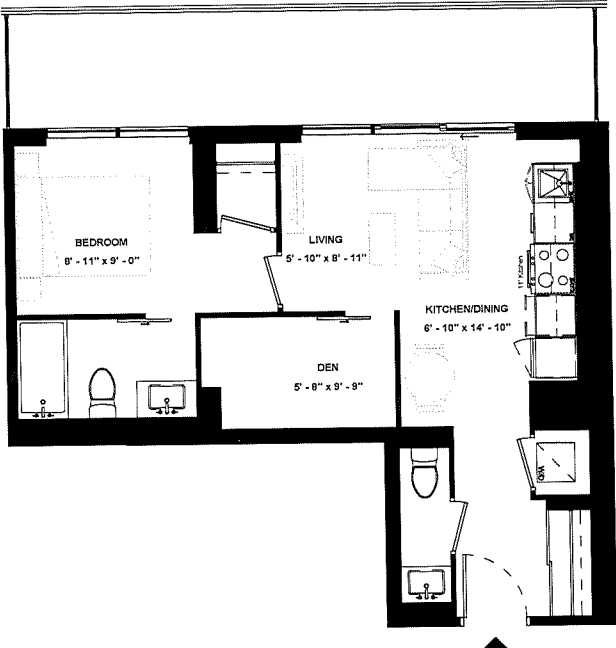
ISSUE DATE: 2023/06/02



Disclaimer: Drawings are not to scale. Materials, specifications, & floor plans are subject to change without notice. All renderings are artist's conceptions. All areas and stated room dimensions are approximate. Actual usable floor space may vary from the stated floor area. Floor area measured in accordance with Home Construction Regulatory Authority Directive, E.&O.E. Balcony sizes and configurations vary depending on floor level locations.

SUITE 906

SUITE TYPE: 1B+D
 SUITE AREA: 585 SQFT
 BALCONY / TERRACE: 163 SQFT



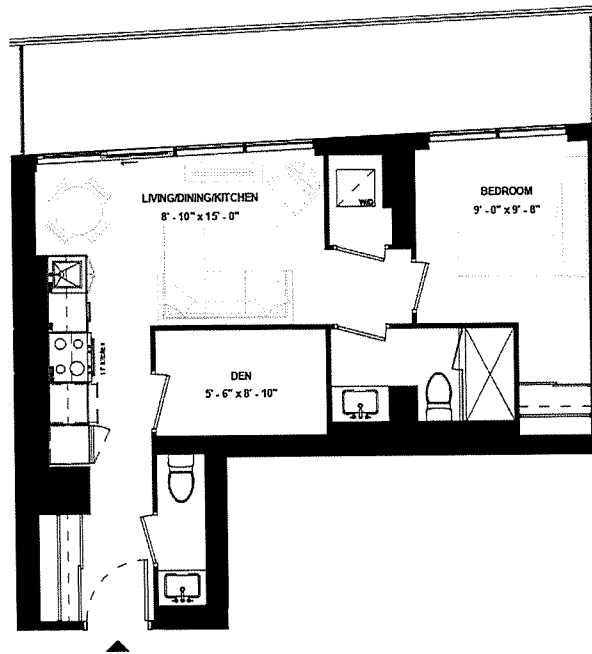
LEVEL 09

ISSUE DATE: 2023/06/02

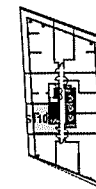


Disclaimer: Drawings are not to scale. Materials, specifications, & floor plans are subject to change without notice. All renderings are artist's conceptions. All areas and stated room dimensions are approximate. Actual usable floor space may vary from the stated floor area. Floor area measured in accordance with Home Construction Regulatory Authority Directive. E.&O.E. Balcony sizes and configurations vary depending on floor level locations.

SUITE 1105



SUITE TYPE: 1B+D
SUITE AREA: 587 SQFT
BALCONY / TERRACE: 163 SQFT



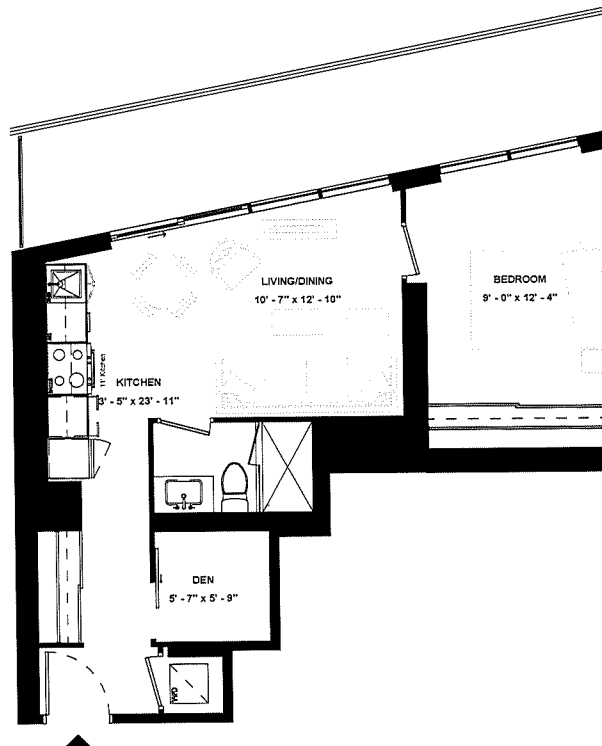
LEVEL 11



ISSUE DATE: 2023/06/02

Disclaimer: Drawings are not to scale. Materials, specifications, & floor plans are subject to change without notice. All renderings are artist's conceptions. All areas and stated room dimensions are approximate. Actual usable floor space may vary from the stated floor area. Floor area measured in accordance with Home Construction Regulatory Authority Directive, E.S.O.E. Balcony sizes and configurations vary depending on floor level locations.

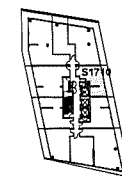
SUITE 1710



SUITE TYPE: 1B+D
SUITE AREA: 587 SQFT
BALCONY / TERRACE: 166 SQFT



ISSUE DATE: 2023/06/02

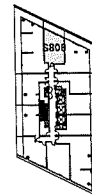
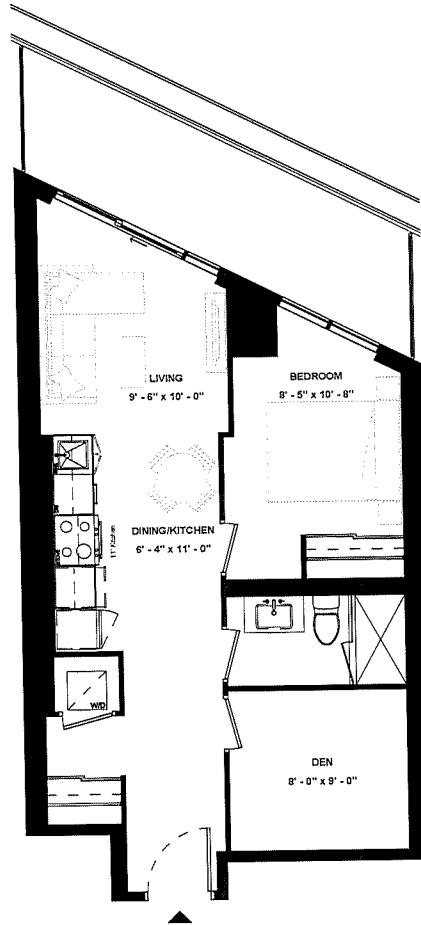


LEVEL 17

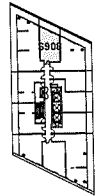
Disclaimer: Drawings are not to scale. Materials, specifications, & floor plans are subject to change without notice. All renderings are artist's conceptions. All areas and stated room dimensions are approximate. Actual usable floor space may vary from the stated floor area. Floor area measured in accordance with Home Construction Regulatory Authority Directive, E.&O.E. Balcony sizes and configurations vary depending on floor level locations.

SUITE 808 & SUITE 908

SUITE TYPE: 1B+D
 SUITE AREA: 588 SQFT
 BALCONY / TERRACE: 120 SQFT



LEVEL 08



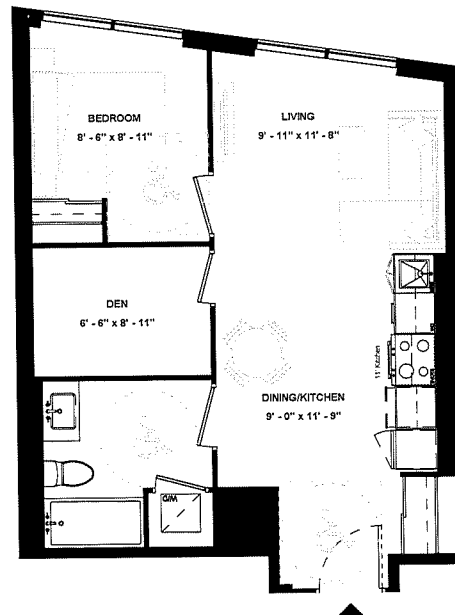
LEVEL 09

ISSUE DATE: 2023/06/02

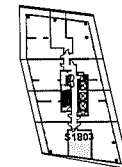


Disclaimer: Drawings are not to scale. Materials, specifications, & floor plans are subject to change without notice. All renderings are artist's conceptions. All areas and stated room dimensions are approximate. Actual usable floor space may vary from the stated floor area. Floor area measured in accordance with Home Construction Regulatory Authority Directive. E.&O.E. Balcony sizes and configurations vary depending on floor level locations.

SUITE 1803



SUITE TYPE: 1B+D (BF)
SUITE AREA: 593 SQFT
BALCONY / TERRACE: N/A SQFT



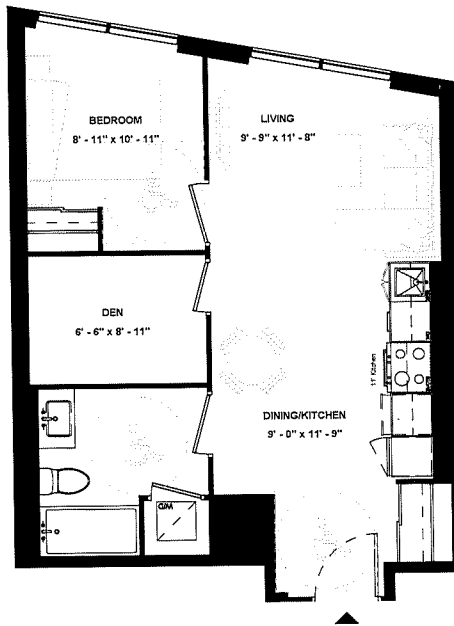
LEVEL 18



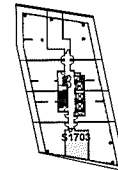
ISSUE DATE: 2023/06/02

Disclaimer: Drawings are not to scale. Materials, specifications, & floor plans are subject to change without notice. All renderings are artist's conceptions. All areas and stated room dimensions are approximate. Actual usable floor space may vary from the stated floor area. Floor area measured in accordance with Home Construction Regulatory Authority Directive, E.4.0.E. Balcony sizes and configurations vary depending on floor level locations.

SUITE 1703



SUITE TYPE: 1B+D (BF)
SUITE AREA: 593 SQFT
BALCONY / TERRACE: N/A



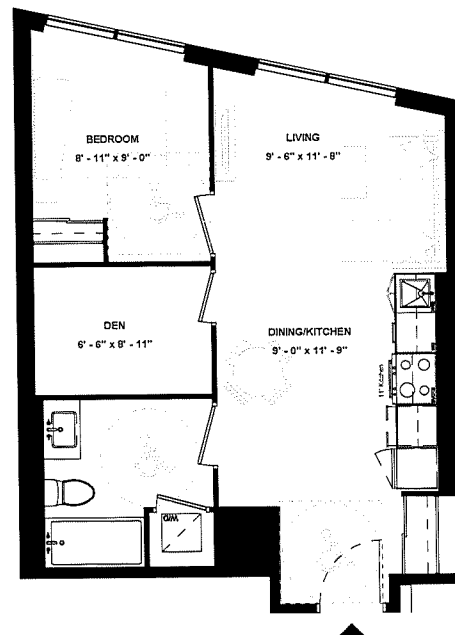
LEVEL 17

ISSUE DATE: 2023/06/02

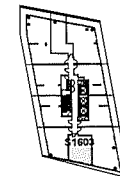


Disclaimer: Drawings are not to scale. Materials, specifications, & floor plans are subject to change without notice. All renderings are artist's conceptions. All areas and stated room dimensions are approximate. Actual usable floor space may vary from the stated floor area. Floor area measured in accordance with Home Construction Regulatory Authority Directive. E.&O.E. Balcony sizes and configurations vary depending on floor level locations.

SUITE 1603



SUITE TYPE: 1B+D (BF)
SUITE AREA: 594 SQFT
BALCONY / TERRACE: N/A SQFT



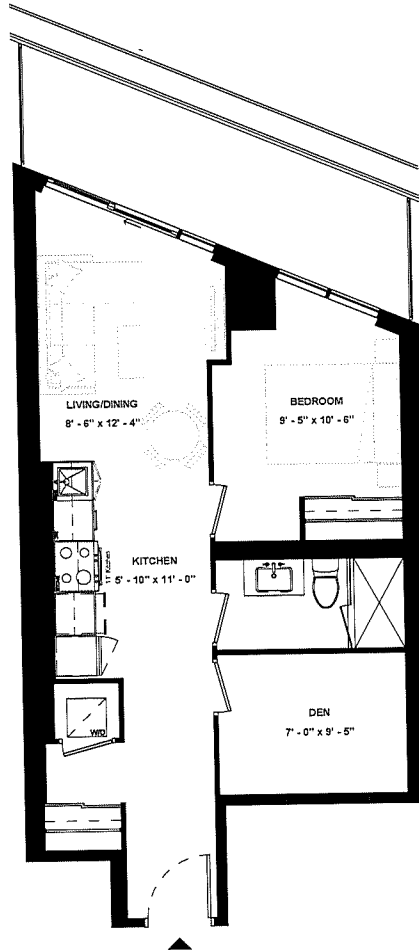
LEVEL 16



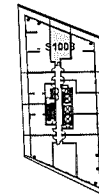
ISSUE DATE: 2023/06/02

Disclaimer: Drawings are not to scale. Materials, specifications, & floor plans are subject to change without notice. All renderings are artist's conceptions. All areas and stated room dimensions are approximate. Actual usable floor space may vary from the stated floor area. Floor area measured in accordance with Home Construction Regulatory Authority Directive, E.&O.E. Balcony sizes and configurations vary depending on floor level locations.

SUITE 1008



SUITE TYPE: 1B+D
SUITE AREA: 594 SQFT
BALCONY / TERRACE: 116 SQFT



LEVEL 10

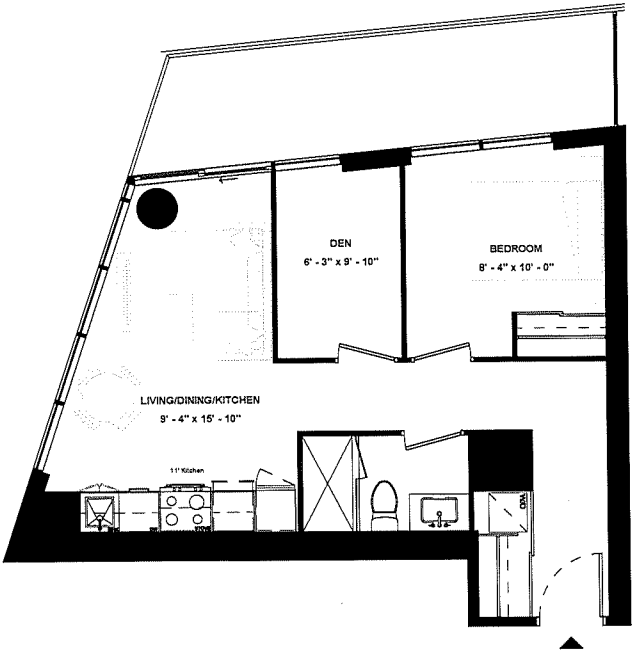
ISSUE DATE: 2023/06/02



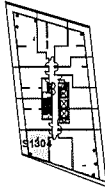
HARHAY
DEVELOPMENTS

Disclaimer: Drawings are not to scale. Materials, specifications, & floor plans are subject to change without notice. All renderings are artist's conceptions. All areas and stated room dimensions are approximate. Actual usable floor space may vary from the stated floor area. Floor area measured in accordance with Home Construction Regulatory Authority Directive, E.&O.E. Balcony sizes and configurations vary depending on floor level locations.

SUITE 1304



SUITE TYPE: 1B+D
SUITE AREA: 595 SQFT
BALCONY / TERRACE: 129 SQFT



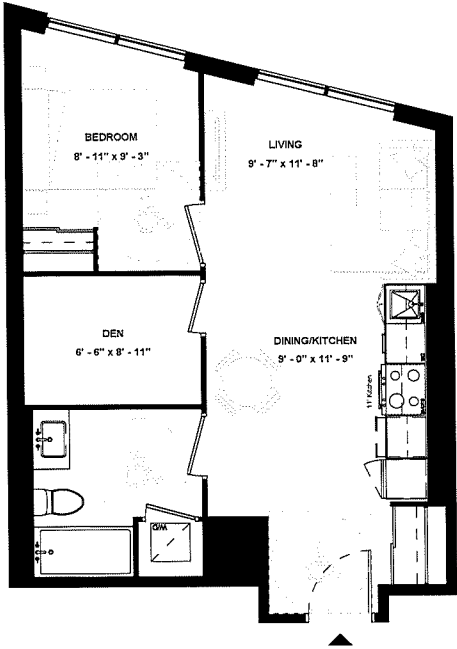
LEVEL 13



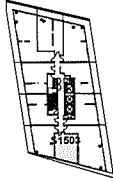
ISSUE DATE: 2023/06/02

Disclaimer: Drawings are not to scale. Materials, specifications, & floor plans are subject to change without notice. All renderings are artist's conceptions. All areas and stated room dimensions are approximate. Actual usable floor space may vary from the stated floor area. Floor area measured in accordance with Home Construction Regulatory Authority Directive, E.&O.E. Balcony sizes and configurations vary depending on floor level locations.

SUITE 1503



SUITE TYPE: 1B+D (BF)
 SUITE AREA: 597 SQFT
 BALCONY / TERRACE: N/A SQFT



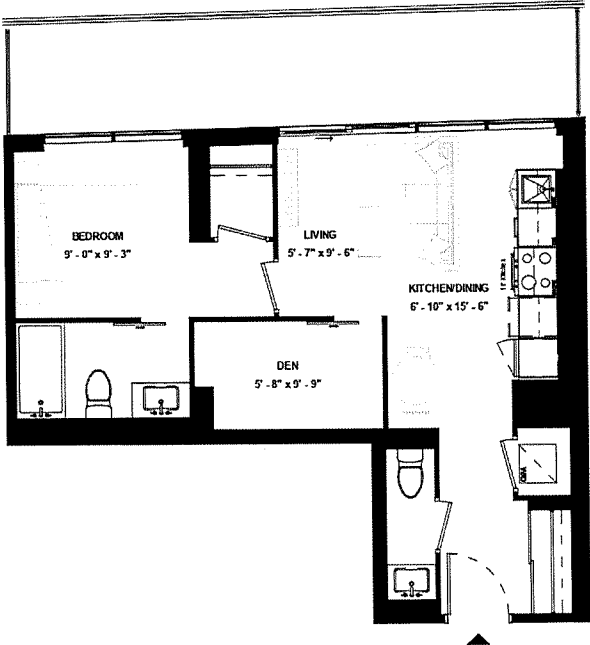
LEVEL 15

ISSUE DATE: 2023/06/02

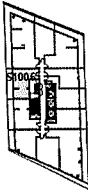


Disclaimer: Drawings are not to scale. Materials, specifications, & floor plans are subject to change without notice. All renderings are artist's conceptions. All areas and stated room dimensions are approximate. Actual usable floor space may vary from the stated floor area. Floor area measured in accordance with Home Construction Regulatory Authority Directive. E.&O.E. Balcony sizes and configurations vary depending on floor level locations.

SUITE 1006



SUITE TYPE: 1B+D
SUITE AREA: 600 SQFT
BALCONY / TERRACE: 163 SQFT



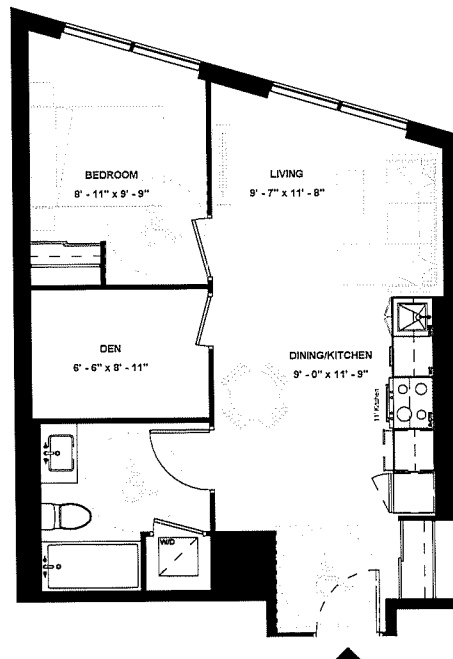
LEVEL 10



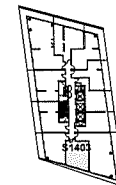
ISSUE DATE: 2023/06/02

Disclaimer: Drawings are not to scale. Materials, specifications, & floor plans are subject to change without notice. All renderings are artist's conceptions. All areas and stated room dimensions are approximate. Actual usable floor space may vary from the stated floor area. Floor area measured in accordance with Home Construction Regulatory Authority Directive, E.S.O.E. Balcony sizes and configurations vary depending on floor level locations.

SUITE 1403



SUITE TYPE: 1B+D (BF)
SUITE AREA: 602 SQFT
BALCONY / TERRACE: N/A



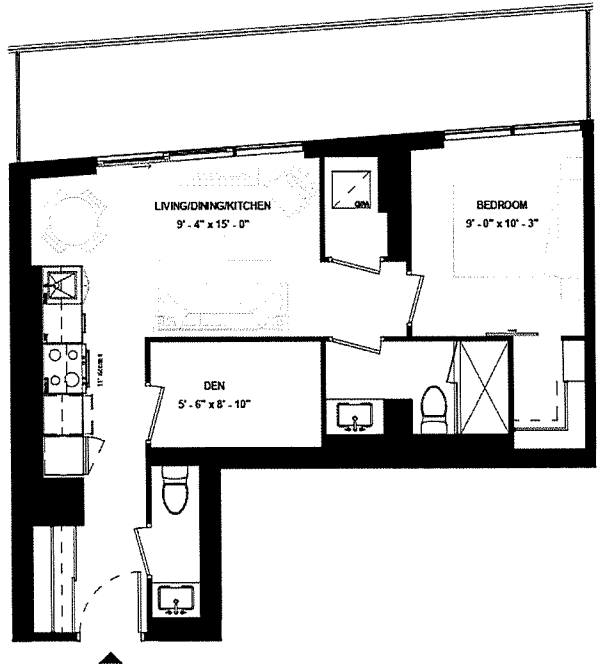
LEVEL 14

ISSUE DATE: 2023/06/02

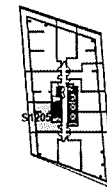


Disclaimer: Drawings are not to scale. Materials, specifications, & floor plans are subject to change without notice. All renderings are artist's conceptions. All areas and stated room dimensions are approximate. Actual usable floor space may vary from the stated floor area. Floor area measured in accordance with Home Construction Regulatory Authority Directive. E.&O.E. Balcony sizes and configurations vary depending on floor level locations.

SUITE 1205



SUITE TYPE: 1B+D
SUITE AREA: 602 SQFT
BALCONY / TERRACE: 164 SQFT



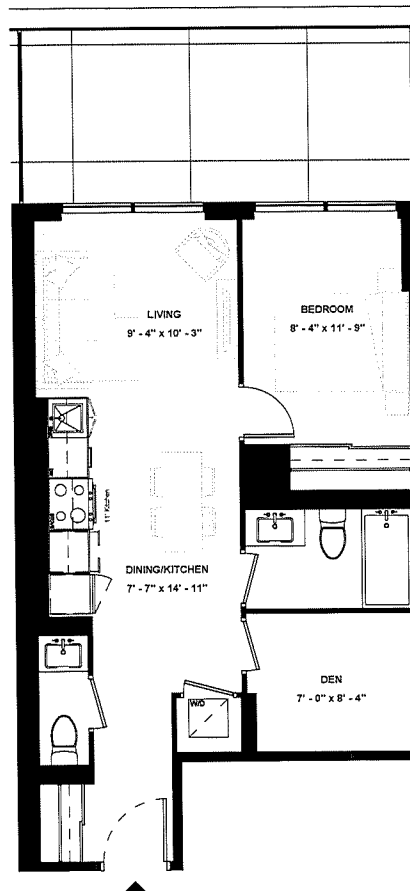
LEVEL 12

ISSUE DATE: 2023/06/02

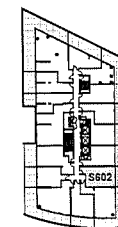


Disclaimer: Drawings are not to scale. Materials, specifications, & floor plans are subject to change without notice. All renderings are artist's conceptions. All areas and stated room dimensions are approximate. Actual usable floor space may vary from the stated floor area. Floor area measured in accordance with Home Construction Regulatory Authority Directive, E.80 E. Balcony sizes and configurations vary depending on floor level locations.

SUITE 602



SUITE TYPE: 1B+D
SUITE AREA: 603 SQFT
BALCONY / TERRACE: 167 SQFT



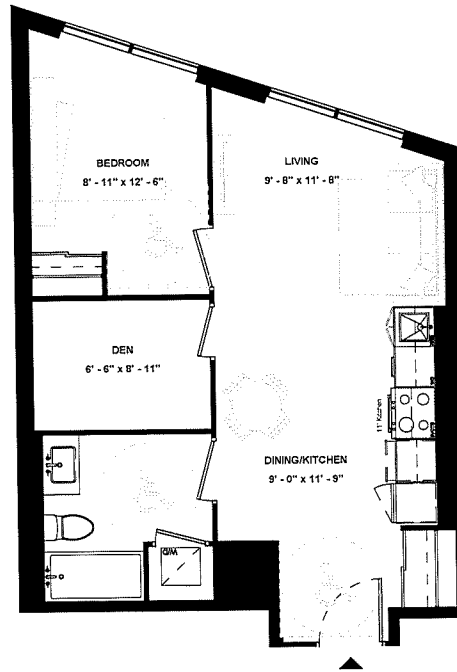
LEVEL 06

ISSUE DATE: 2023/06/02

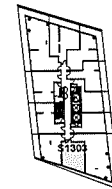


Disclaimer: Drawings are not to scale. Materials, specifications, & floor plans are subject to change without notice. All renderings are artist's conceptions. All areas and stated room dimensions are approximate. Actual usable floor space may vary from the stated floor area. Floor area measured in accordance with Home Construction Regulatory Authority Directive. E.&O.E. Balcony sizes and configurations vary depending on floor level locations.

SUITE 1303



SUITE TYPE: 1B+D (BF)
SUITE AREA: 607 SQFT
BALCONY / TERRACE: N/A



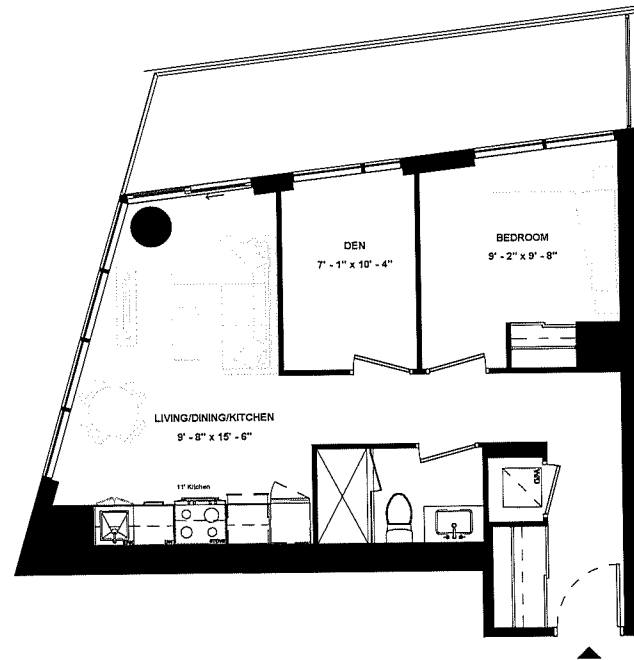
LEVEL 13

ISSUE DATE: 2023/06/02

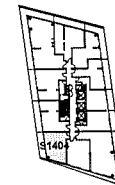


Disclaimer: Drawings are not to scale. Materials, specifications, & floor plans are subject to change without notice. All renderings are artist's conceptions. All areas and stated room dimensions are approximate. Actual usable floor space may vary from the stated floor area. Floor area measured in accordance with Home Construction Regulatory Authority Directive, E.&O.E. Balcony sizes and configurations vary depending on floor level locations.

SUITE 1404



SUITE TYPE: 1B+D
SUITE AREA: 608 SQFT
BALCONY / TERRACE: 135 SQFT



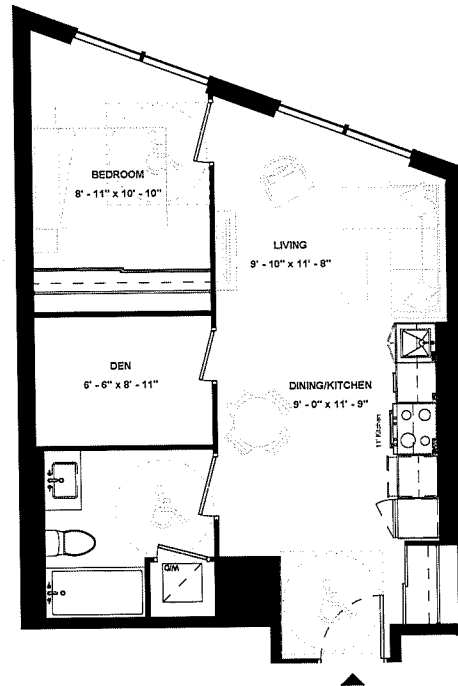
LEVEL 14



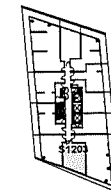
ISSUE DATE: 2023/06/02

Disclaimer: Drawings are not to scale. Materials, specifications, & floor plans are subject to change without notice. All renderings are artist's conceptions. All areas and stated room dimensions are approximate. Actual usable floor space may vary from the stated floor area. Floor area measured in accordance with Home Construction Regulatory Authority Directive, E.&O.E. Balcony sizes and configurations vary depending on floor level locations.

SUITE 1203



SUITE TYPE: 1B+D (BF)
SUITE AREA: 615 SQFT
BALCONY / TERRACE: N/A



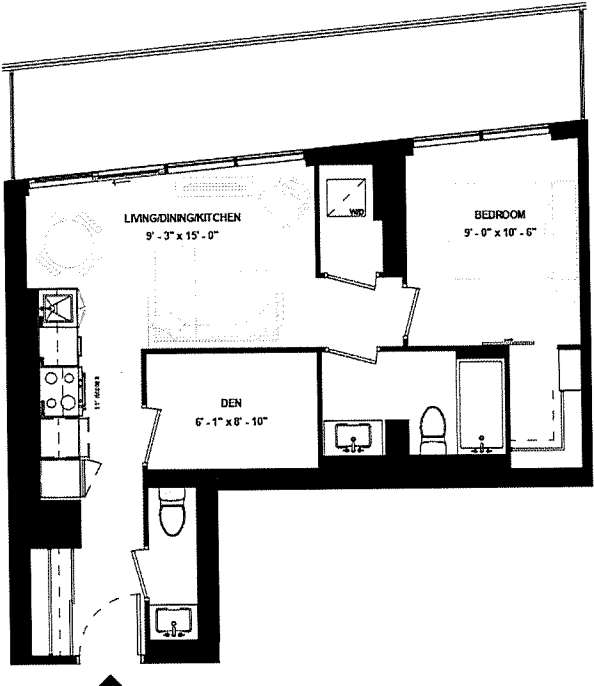
LEVEL 12

ISSUE DATE: 2023/06/02



Disclaimer: Drawings are not to scale. Materials, specifications, & floor plans are subject to change without notice. All renderings are artist's conceptions. All areas and stated room dimensions are approximate. Actual usable floor space may vary from the stated floor area. Floor area measured in accordance with Home Construction Regulatory Authority Directive, E.&O.E. Balcony sizes and configurations vary depending on floor level locations.

SUITE 1305



SUITE TYPE: 1B+D
SUITE AREA: 621 SQFT
BALCONY / TERRACE: 164 SQFT

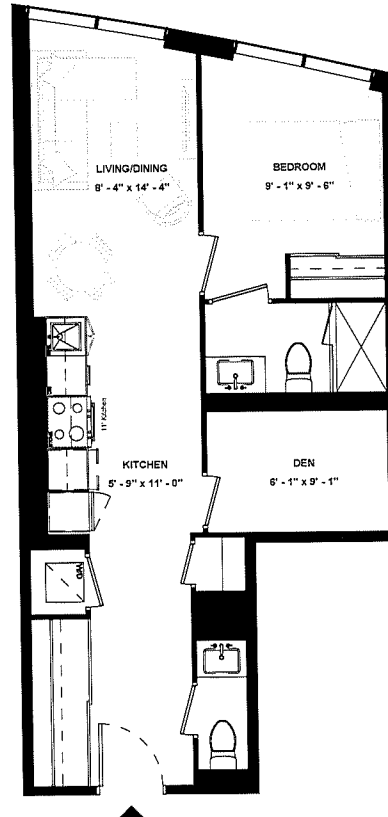


ISSUE DATE: 2023/06/02

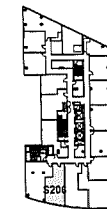
LEVEL 13

Disclaimer: Drawings are not to scale. Materials, specifications, & floor plans are subject to change without notice. All renderings are artist's conceptions. All areas and stated room dimensions are approximate. Actual usable floor space may vary from the stated floor area. Floor area measured in accordance with Home Construction Regulatory Authority Directive, E.&O.E. Balcony sizes and configurations vary depending on floor level locations.

SUITE 206



SUITE TYPE: 1B+D
SUITE AREA: 624 SQFT
BALCONY / TERRACE: N/A SQFT



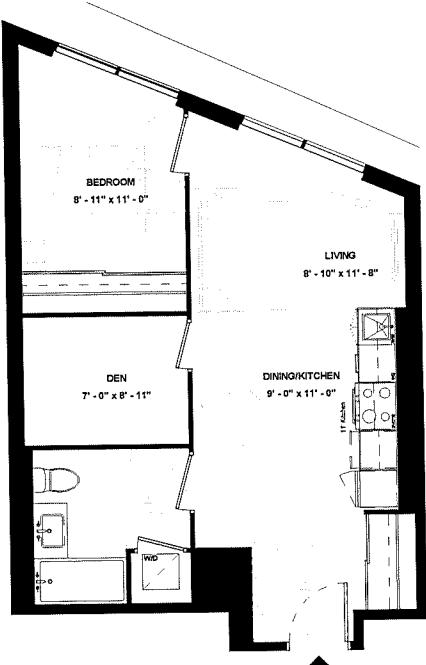
LEVEL 02

ISSUE DATE: 2023/06/02

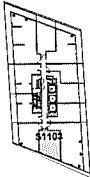


Disclaimer: Drawings are not to scale. Materials, specifications, & floor plans are subject to change without notice. All renderings are artist's conceptions. All areas and stated room dimensions are approximate. Actual usable floor space may vary from the stated floor area. Floor area measured in accordance with Home Construction Regulatory Authority Directive, E.&O.E. Balcony sizes and configurations vary depending on floor level locations.

SUITE 1103



SUITE TYPE: 1B+D (BF)
SUITE AREA: 624 SQFT
BALCONY / TERRACE: N/A



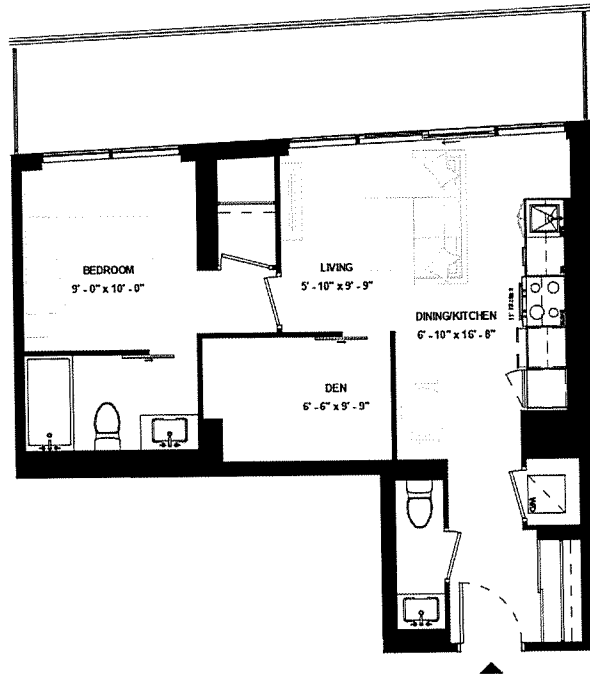
LEVEL 11

ISSUE DATE: 2023/06/02

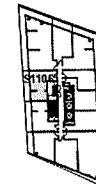


Disclaimer: Drawings are not to scale. Materials, specifications, & floor plans are subject to change without notice. All renderings are artist's conceptions. All areas and stated room dimensions are approximate. Actual usable floor space may vary from the stated floor area. Floor area measured in accordance with Home Construction Regulatory Authority Directive. E.&O.E. Balcony sizes and configurations vary depending on floor level locations.

SUITE 1106



SUITE TYPE: 1B+D
SUITE AREA: 629 SQFT
BALCONY / TERRACE: 163 SQFT



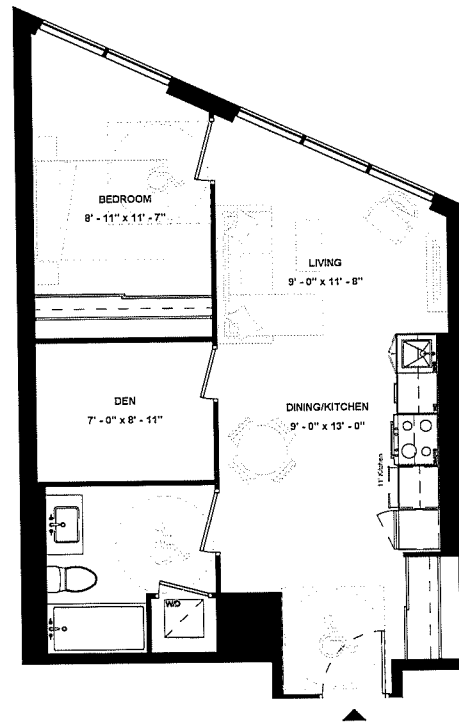
LEVEL 11



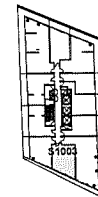
ISSUE DATE: 2023/06/02

Disclaimer: Drawings are not to scale. Materials, specifications, & floor plans are subject to change without notice. All renderings are artist's conceptions. All areas and stated room dimensions are approximate. Actual usable floor space may vary from the stated floor area. Floor area measured in accordance with Home Construction Regulatory Authority Directive, E.&O.E. Balcony sizes and configurations vary depending on floor level locations.

SUITE 1003



SUITE TYPE: 1B+D (BF)
SUITE AREA: 633 SQFT
BALCONY / TERRACE: N/A



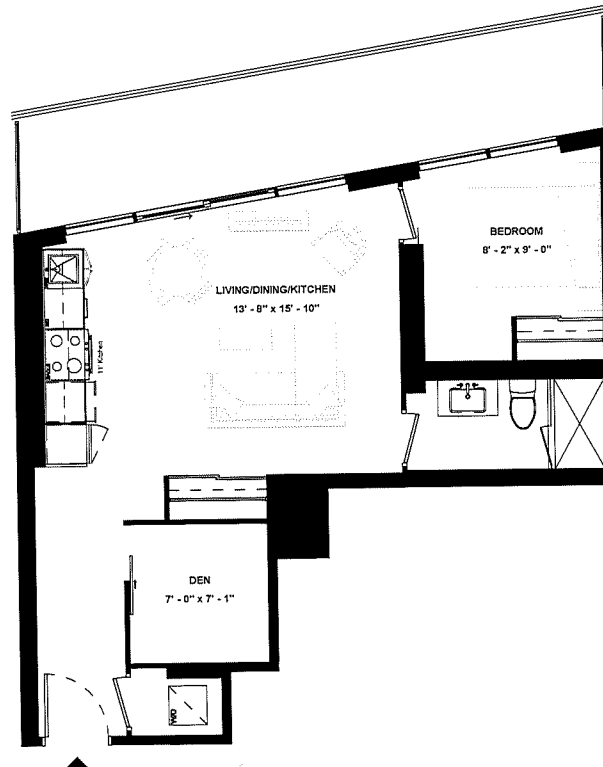
LEVEL 10

ISSUE DATE: 2023/06/02

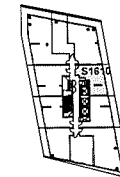


Disclaimer: Drawings are not to scale. Materials, specifications, & floor plans are subject to change without notice. All renderings are artist's conceptions. All areas and stated room dimensions are approximate. Actual usable floor space may vary from the stated floor area. Floor area measured in accordance with Home Construction Regulatory Authority Directive. E.&O.E. Balcony sizes and configurations vary depending on floor level locations.

SUITE 1610



SUITE TYPE: 1B+D
SUITE AREA: 634 SQFT
BALCONY / TERRACE: 166 SQFT



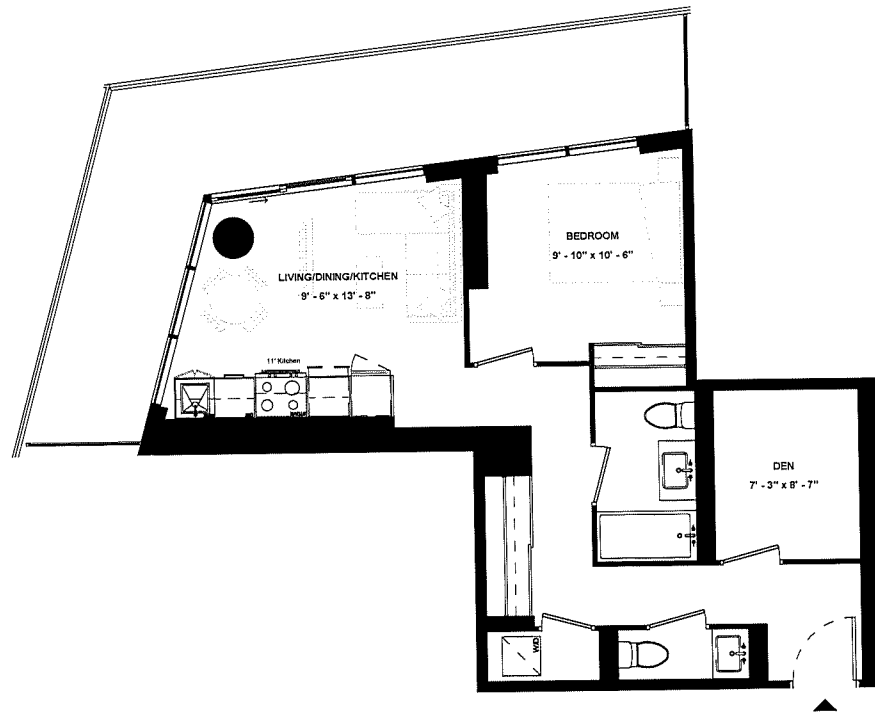
LEVEL 16



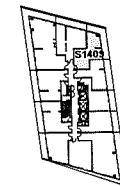
ISSUE DATE: 2023/06/02

Disclaimer: Drawings are not to scale. Materials, specifications, & floor plans are subject to change without notice. All renderings are artist's conceptions. All areas and stated room dimensions are approximate. Actual usable floor space may vary from the stated floor area. Floor area measured in accordance with Home Construction Regulatory Authority Directive. E.&O.E. Balcony sizes and configurations vary depending on floor level locations.

SUITE 1409



SUITE TYPE: 1B+D
SUITE AREA: 640 SQFT
BALCONY / TERRACE: 236 SQFT



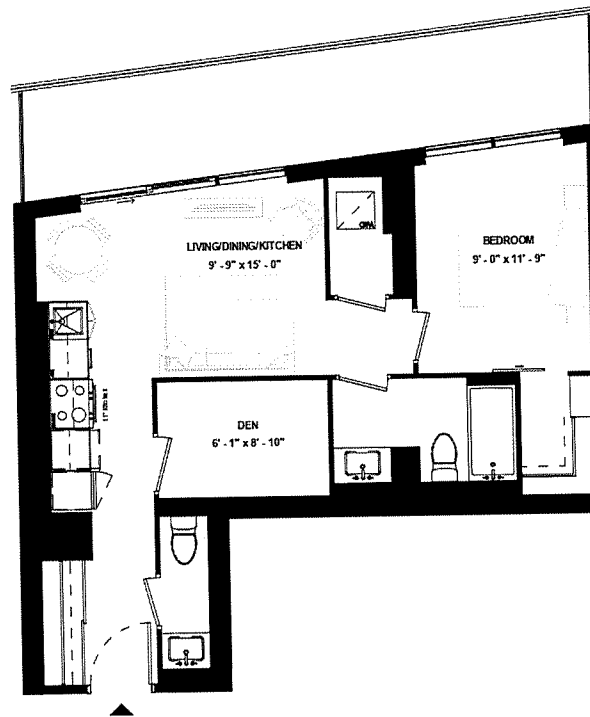
LEVEL 14



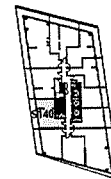
ISSUE DATE: 2023/06/02

Disclaimer: Drawings are not to scale. Materials, specifications, & floor plans are subject to change without notice. All renderings are artist's conceptions. All areas and related room dimensions are approximate. Actual usable floor space may vary from the stated floor area. Floor area measured in accordance with Home Construction Regulatory Authority Directive, E.&O.E. Balcony sizes and configurations vary depending on floor level locations.

SUITE 1405



SUITE TYPE: 1B+D
SUITE AREA: 645 SQFT
BALCONY / TERRACE: 163 SQFT



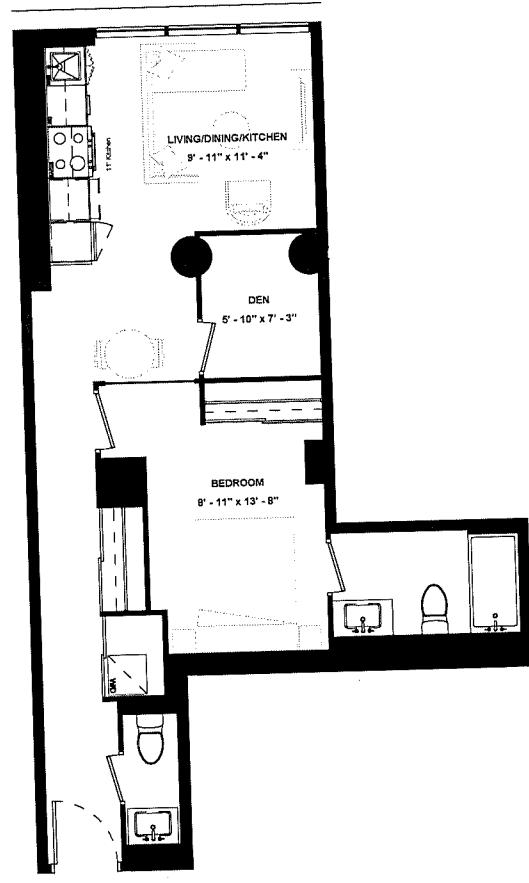
LEVEL 14



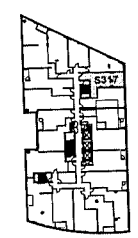
ISSUE DATE: 2023/06/02

Disclaimer: Drawings are not to scale. Materials, specifications, & floor plans are subject to change without notice. All renderings are artist's conceptions. All areas and stated room dimensions are approximate. Actual usable floor space may vary from the stated floor area. Floor area measured in accordance with Home Construction Regulatory Authority Directive, E.&O.E. Balcony sizes and configurations vary depending on floor level locations.

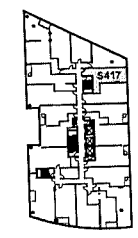
SUITE 317 & SUITE 417 & SUITE 517



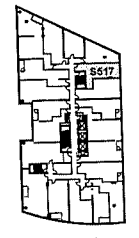
SUITE TYPE: 1B+D
 SUITE AREA: 646 SQFT
 BALCONY / TERRACE: N/A SQFT



LEVEL 03



LEVEL 04



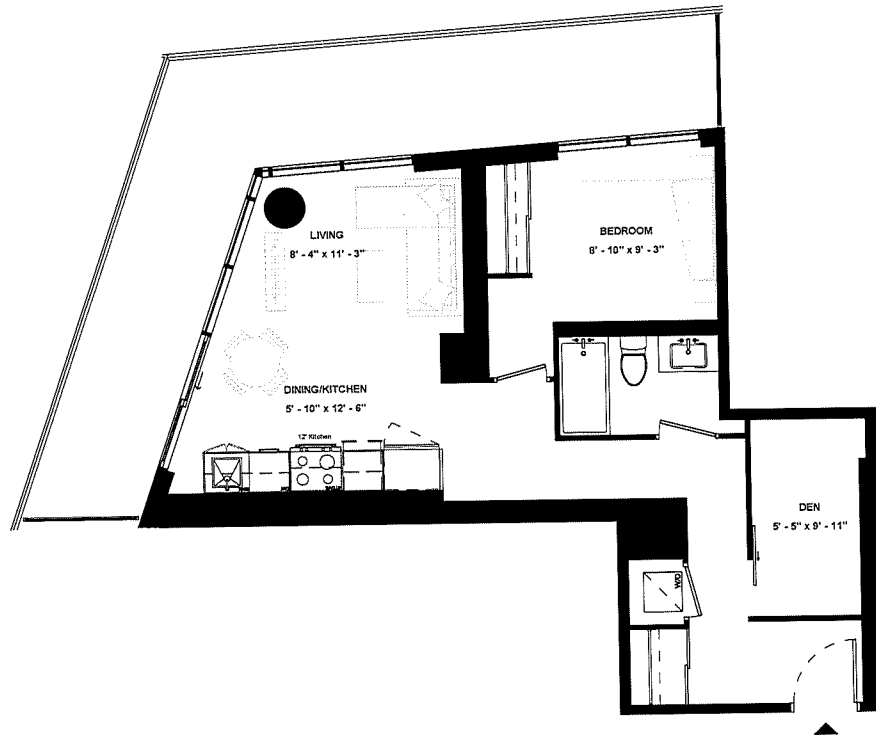
LEVEL 05

ISSUE DATE: 2023/06/02



Disclaimer: Drawings are not to scale. Materials, specifications, & floor plans are subject to change without notice. All renderings are artist's conceptions. All areas and stated room dimensions are approximate. Actual usable floor space may vary from the stated floor area. Floor area measured in accordance with Home Construction Regulatory Authority Directive, E.&O.E. Balcony sizes and configurations vary depending on floor level locations.

SUITE 1209



SUITE TYPE: 1B+D
SUITE AREA: 653 SQFT
BALCONY / TERRACE: 259 SQFT



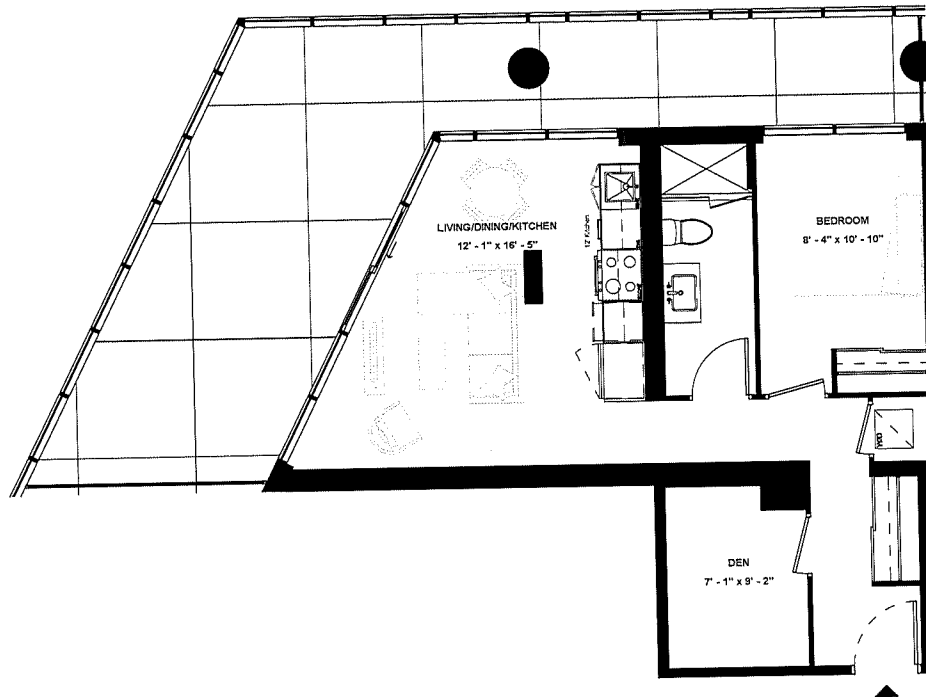
LEVEL 12



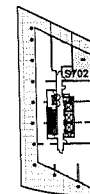
ISSUE DATE: 2023/06/02

Disclaimer: Drawings are not to scale. Materials, specifications, & floor plans are subject to change without notice. All renderings are artist's conceptions. All areas and stated room dimensions are approximate. Actual usable floor space may vary from the stated floor area. Floor area measured in accordance with Home Construction Regulatory Authority Directive, E.&O.E. Balcony sizes and configurations vary depending on floor level locations.

SUITE 702



SUITE TYPE: 1B+D
SUITE AREA: 656 SQFT
BALCONY / TERRACE: 398 SQFT



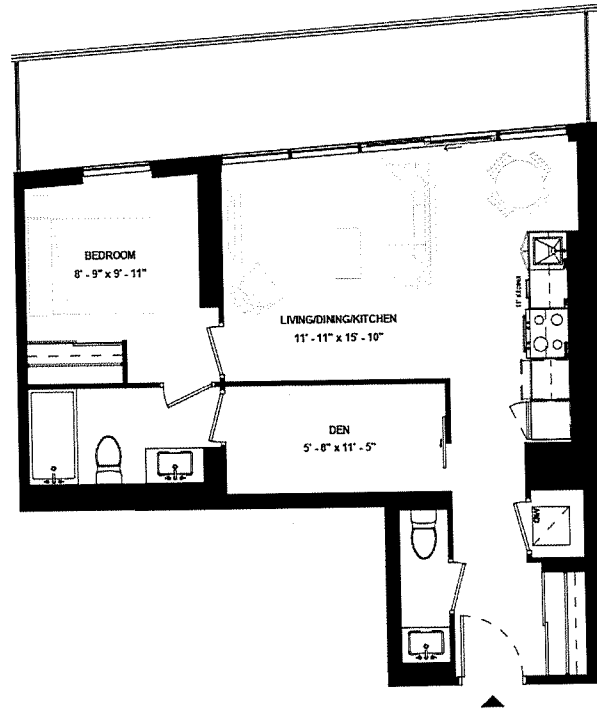
LEVEL 07



ISSUE DATE: 2023/06/02

Disclaimer: Drawings are not to scale. Materials, specifications, & floor plans are subject to change without notice. All renderings are artist's conceptions. All areas and stated room dimensions are approximate. Actual usable floor space may vary from the stated floor area. Floor area measured in accordance with Home Construction Regulatory Authority Directive, E.&O.E. Balcony sizes and configurations vary depending on floor level locations.

SUITE 1206



SUITE TYPE: 1B+D
SUITE AREA: 666 SQFT
BALCONY / TERRACE: 164 SQFT



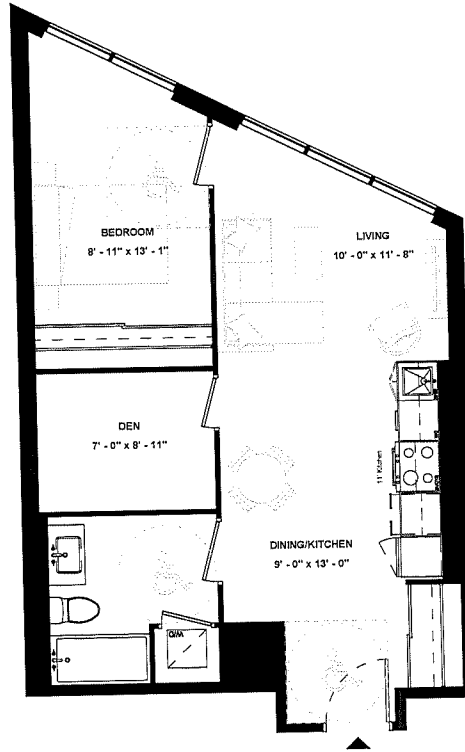
LEVEL 12



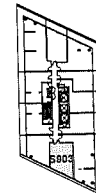
ISSUE DATE: 2023/06/02

Disclaimer: Drawings are not to scale. Materials, specifications, & floor plans are subject to change without notice. All renderings are artist's conceptions. All areas and stated room dimensions are approximate. Actual usable floor space may vary from the stated floor area. Floor area measured in accordance with Home Construction Regulatory Authority Directive, E.60 E. Balcony sizes and configurations vary depending on floor level locations.

SUITE 903



SUITE TYPE: 1B+D (BF)
SUITE AREA: 660 SQFT
BALCONY / TERRACE: N/A



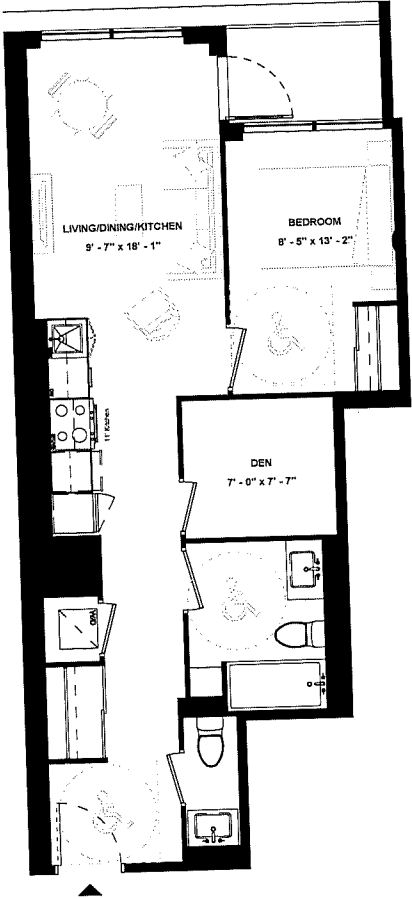
LEVEL 09

ISSUE DATE: 2023/06/02

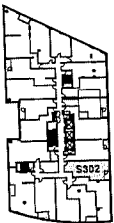


Disclaimer: Drawings are not to scale. Materials, specifications, & floor plans are subject to change without notice. All renderings are artist's conceptions. All areas and stated room dimensions are approximate. Actual usable floor space may vary from the stated floor area. Floor area measured in accordance with Home Construction Regulatory Authority Directive, E.&O.E. Balcony sizes and configurations vary depending on floor level locations.

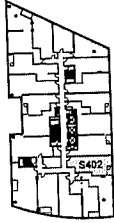
**SUITE 302 &
SUITE 402 &
SUITE 502**



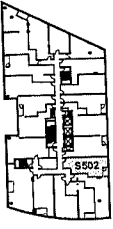
SUITE TYPE: 1B+D (BF)
 SUITE AREA: 663 SQFT
 BALCONY / TERRACE: 35 SQFT



LEVEL 03



LEVEL 04



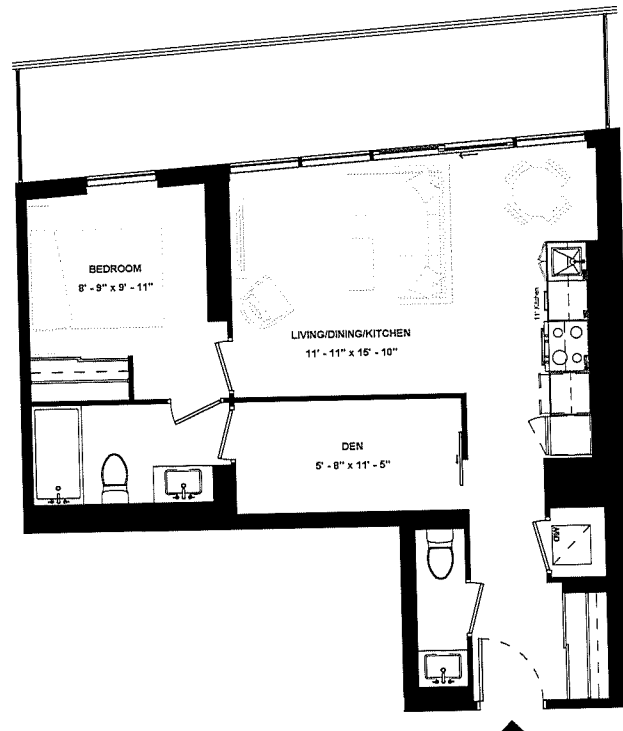
LEVEL 05

ISSUE DATE: 2023/06/02

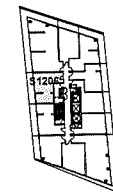


Disclaimer: Drawings are not to scale. Materials, specifications, & floor plans are subject to change without notice. All renderings are artist's conceptions. All areas and stated room dimensions are approximate. Actual usable floor space may vary from the stated floor area. Floor area measured in accordance with Home Construction Regulatory Authority Directive. E.&O.E. Balcony sizes and configurations vary depending on floor level locations.

SUITE 1206



SUITE TYPE: 1B+D
SUITE AREA: 666 SQFT
BALCONY / TERRACE: 164 SQFT



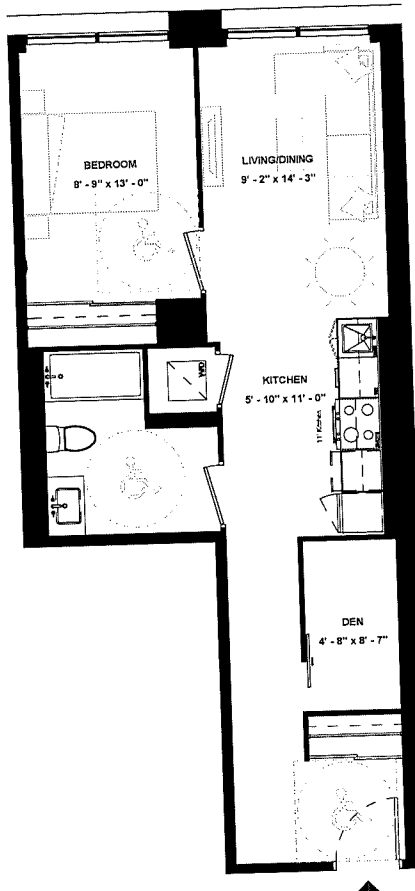
LEVEL 12



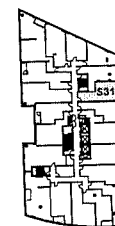
ISSUE DATE: 2023/06/02

Disclaimer: Drawings are not to scale. Materials, specifications, & floor plans are subject to change without notice. All renderings are artist's conceptions. All areas and stated room dimensions are approximate. Actual usable floor space may vary from the stated floor area. Floor area measured in accordance with Home Construction Regulatory Authority Directive. E.&O.E. Balcony sizes and configurations vary depending on floor level locations.

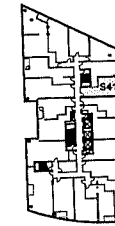
SUITE 318 & SUITE 418 & SUITE 518



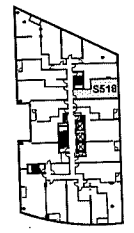
SUITE TYPE: 1B+D (BF)
 SUITE AREA: 667 SQFT
 BALCONY / TERRACE: N/A SQFT



LEVEL 03



LEVEL 04



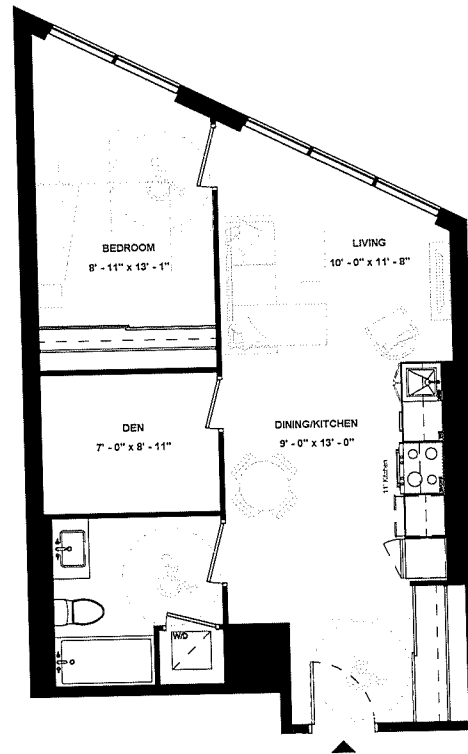
LEVEL 05

ISSUE DATE: 2023/06/02

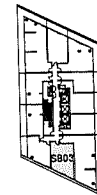


Disclaimer: Drawings are not to scale. Materials, specifications, & floor plans are subject to change without notice. All renderings are artist's conceptions. All areas and stated room dimensions are approximate. Actual usable floor space may vary from the stated floor area. Floor area measured in accordance with Home Construction Regulatory Authority Directive. E.&O.E. Balcony sizes and configurations vary depending on floor level locations.

SUITE 803



SUITE TYPE: 1B+D (BF)
SUITE AREA: 668 SQFT
BALCONY / TERRACE: N/A SQFT



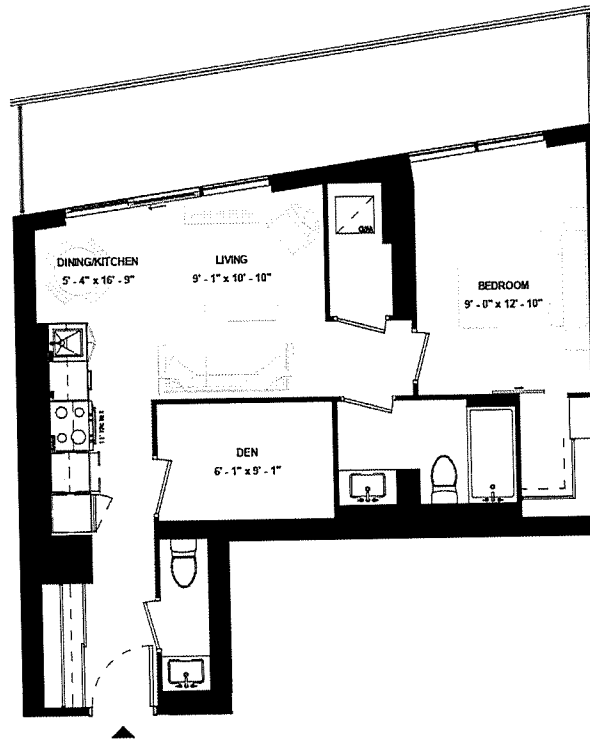
LEVEL 08

ISSUE DATE: 2023/06/02

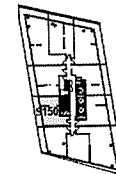


Disclaimer: Drawings are not to scale. Materials, specifications, & floor plans are subject to change without notice. All renderings are artist's conceptions. All areas and stated room dimensions are approximate. Actual usable floor space may vary from the stated floor area. Floor area measured in accordance with Home Construction Regulatory Authority Directive. E.&O.E. Balcony sizes and configurations vary depending on floor level locations.

SUITE 1505



SUITE TYPE: 1B+D
SUITE AREA: 669 SQFT
BALCONY / TERRACE: 165 SQFT



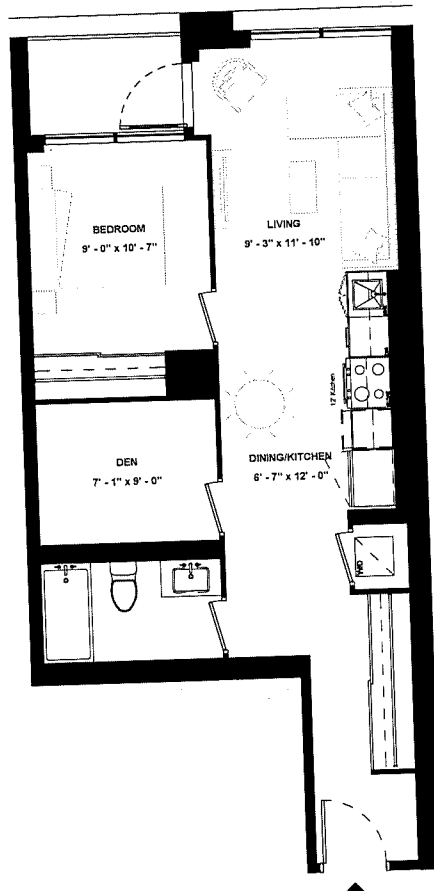
LEVEL 15



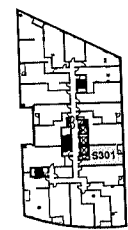
ISSUE DATE: 2023/06/02

Disclaimer: Drawings are not to scale. Materials, specifications, & floor plans are subject to change without notice. All renderings are artist's conceptions. All areas and stated room dimensions are approximate. Actual usable floor space may vary from the stated floor area. Floor area measured in accordance with Home Construction Regulatory Authority Directive, E.&O.E. Balcony sizes and configurations vary depending on floor level locations.

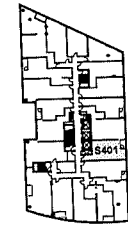
**SUITE 301 &
SUITE 401 &
SUITE 501**



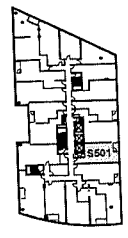
SUITE TYPE: 1B+D
 SUITE AREA: 671 SQFT
 BALCONY / TERRACE: 35 SQFT



LEVEL 03



LEVEL 04



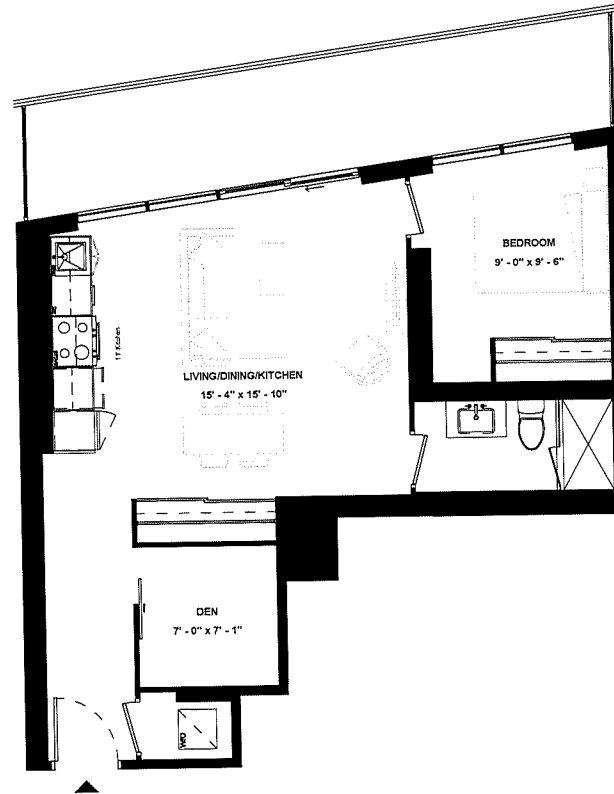
LEVEL 05

ISSUE DATE: 2023/06/02



Disclaimer: Drawings are not to scale. Materials, specifications, & floor plans are subject to change without notice. All renderings are artist's conceptions. All areas and stated room dimensions are approximate. Actual usable floor space may vary from the stated floor area. Floor area measured in accordance with Home Construction Regulatory Authority Directive, E.&O.E. Balcony sizes and configurations vary depending on floor level locations.

SUITE 1510



SUITE TYPE: 1B+D
SUITE AREA: 677 SQFT
BALCONY / TERRACE: 165 SQFT



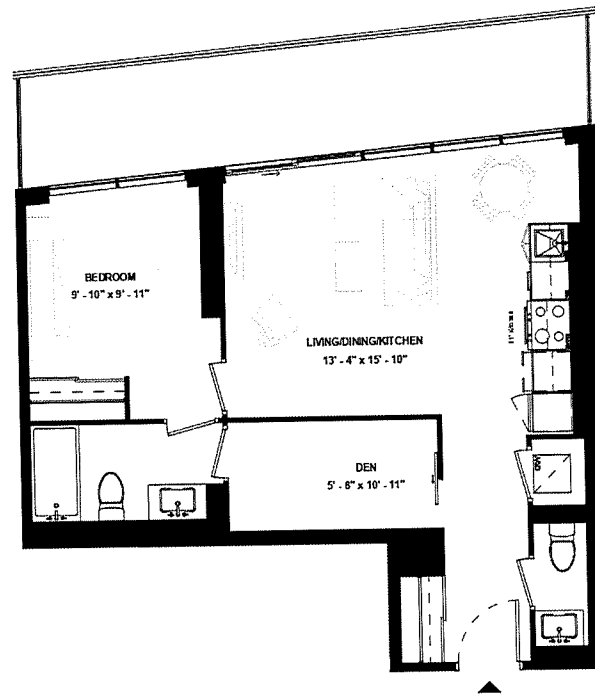
LEVEL 15



ISSUE DATE: 2023/06/02

Disclaimer: Drawings are not to scale. Materials, specifications, & floor plans are subject to change without notice. All renderings are artist's conceptions. All areas and stated room dimensions are approximate. Actual usable floor space may vary from the stated floor area. Floor area measured in accordance with Home Construction Regulatory Authority Directive, E.&O.E. Balcony sizes and configurations vary depending on floor level locations.

SUITE 1306



SUITE TYPE: 1B+D
SUITE AREA: 678 SQFT
BALCONY / TERRACE: 164 SQFT



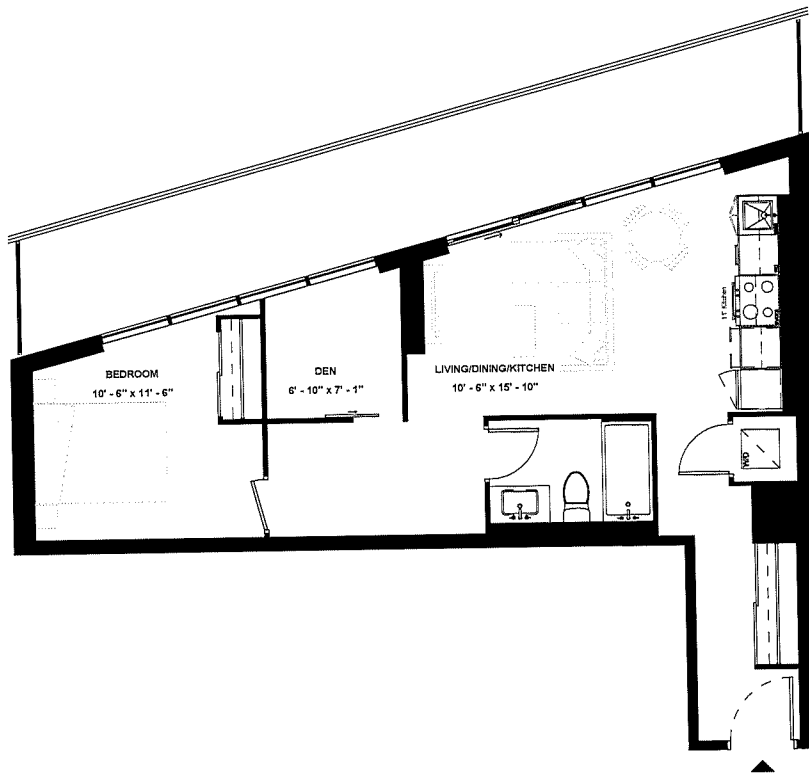
LEVEL 13



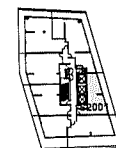
ISSUE DATE: 2023/06/02

Disclaimer: Drawings are not to scale. Materials, specifications, & floor plans are subject to change without notice. All renderings are artist's conceptions. All areas and stated room dimensions are approximate. Actual usable floor space may vary from the stated floor area. Floor area measured in accordance with Home Construction Regulatory Authority Directive, E.80 E. Balcony sizes and configurations vary depending on floor level locations.

SUITE 2001



SUITE TYPE: 1B+D
SUITE AREA: 689 SQFT
BALCONY / TERRACE: 225 SQFT



LEVEL 20

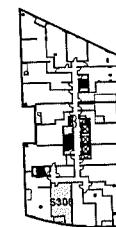
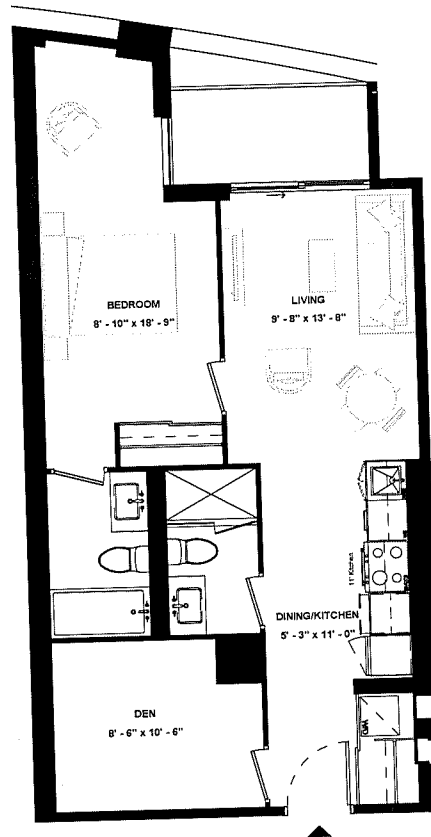
ISSUE DATE: 2023/06/02



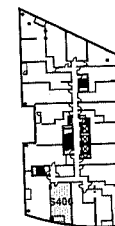
Disclaimer: Drawings are not to scale. Materials, specifications, & floor plans are subject to change without notice. All renderings are artist's conceptions. All areas and stated room dimensions are approximate. Actual usable floor space may vary from the stated floor area. Floor area measured in accordance with Home Construction Regulatory Authority Directive. E.&O.E. Balcony sizes and configurations vary depending on floor level locations.

SUITE 306 & SUITE 406 & SUITE 506

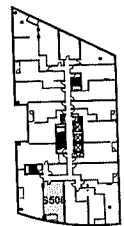
SUITE TYPE: 1B+D
 SUITE AREA: 690 SQFT
 BALCONY / TERRACE: 45 SQFT



LEVEL 03



LEVEL 04



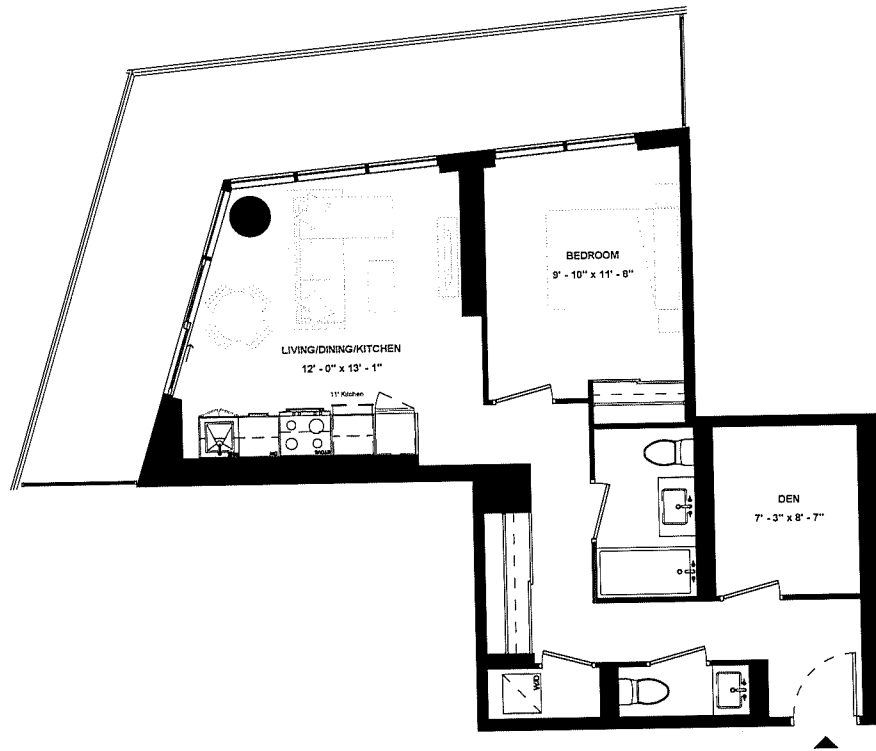
LEVEL 05

ISSUE DATE: 2023/06/02

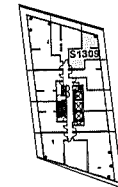


Disclaimer: Drawings are not to scale. Materials, specifications, & floor plans are subject to change without notice. All renderings are artist's conceptions. All areas and stated room dimensions are approximate. Actual usable floor space may vary from the stated floor area. Floor area measured in accordance with Home Construction Regulatory Authority Directive, E.&O.E. Balcony sizes and configurations vary depending on floor level locations.

SUITE 1309



SUITE TYPE: 1B+D
SUITE AREA: 691 SQFT
BALCONY / TERRACE: 243 SQFT



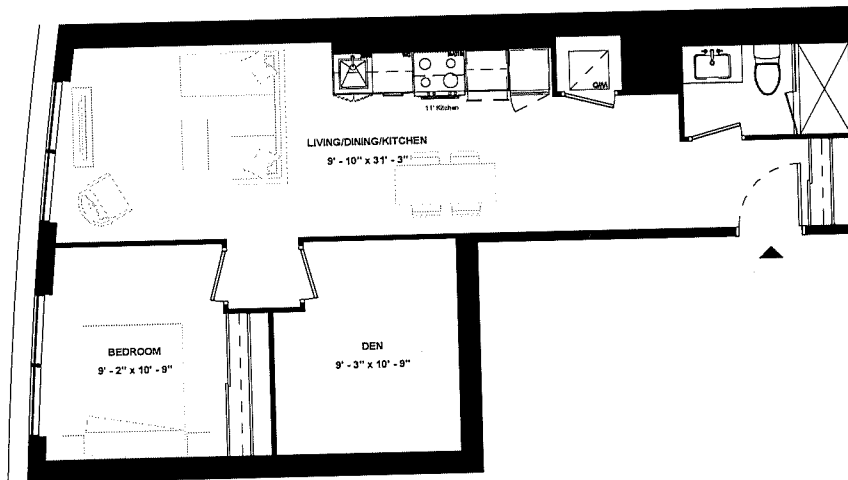
LEVEL 13



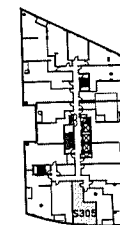
ISSUE DATE: 2023/06/02

Disclaimer: Drawings are not to scale. Materials, specifications, & floor plans are subject to change without notice. All renderings are artist's conceptions. All areas and stated room dimensions are approximate. Actual usable floor space may vary from the stated floor area. Floor area measured in accordance with Home Construction Regulatory Authority Directive, E.&O.E. Balcony sizes and configurations vary depending on floor level locations.

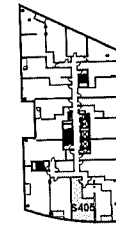
SUITE 305 & SUITE 405 & SUITE 505



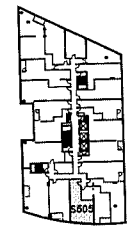
SUITE TYPE: 1B+D
 SUITE AREA: 692 SQFT
 BALCONY / TERRACE: N/A SQFT



LEVEL 03



LEVEL 04



LEVEL 05

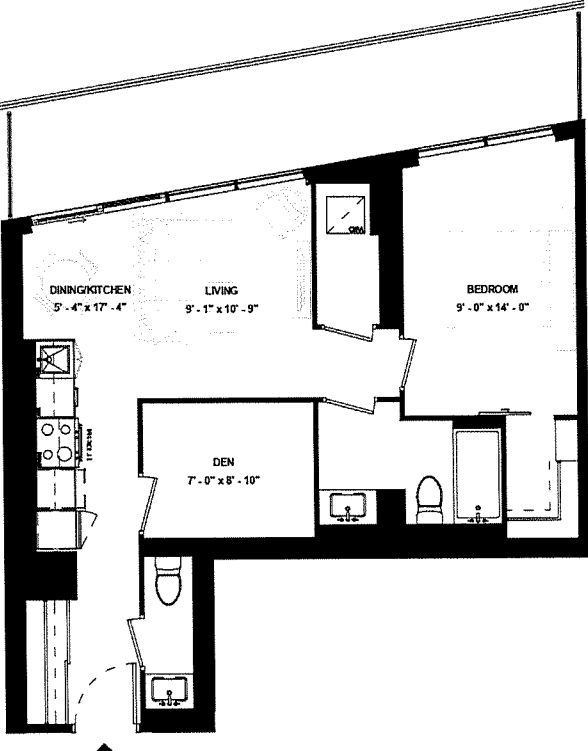
ISSUE DATE: 2023/06/02



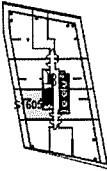
HARHAY
DEVELOPMENTS

Disclaimer: Drawings are not to scale. Materials, specifications, & floor plans are subject to change without notice. All renderings are artist's conceptions. All areas and stated room dimensions are approximate. Actual usable floor space may vary from the stated floor area. Floor area measured in accordance with Home Construction Regulatory Authority Directive, E.&O.E. Balcony sizes and configurations vary depending on floor level locations.

SUITE 1605



SUITE TYPE: 1B+D
 SUITE AREA: 698 SQFT
 BALCONY / TERRACE: 166 SQFT



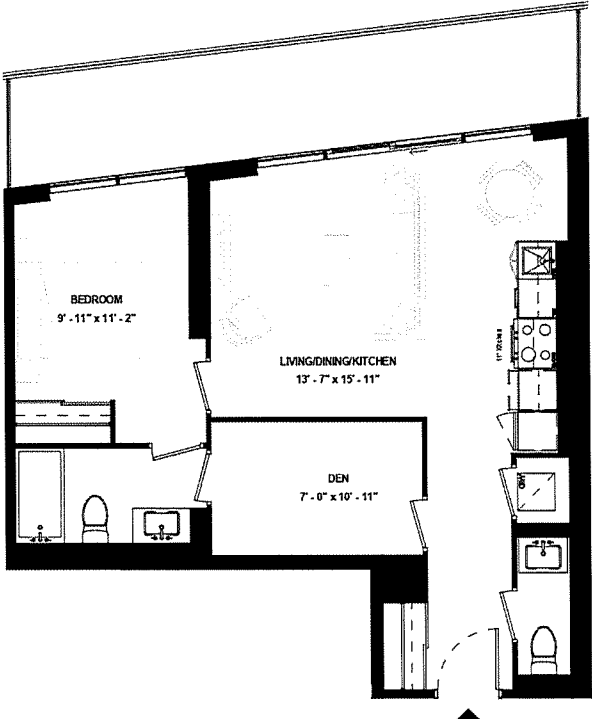
LEVEL 16



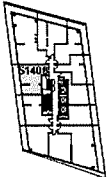
ISSUE DATE: 2023/06/02

Disclaimer: Drawings are not to scale. Materials, specifications, & floor plans are subject to change without notice. All renderings are artist's conceptions. All areas and stated room dimensions are approximate. Actual usable floor space may vary from the stated floor area. Floor area measured in accordance with Home Construction Regulatory Authority Directive. E.&O.E. Balcony sizes and configurations vary depending on floor level locations.

SUITE 1406



SUITE TYPE: 1B+D
 SUITE AREA: 723 SQFT
 BALCONY / TERRACE: 163 SQFT



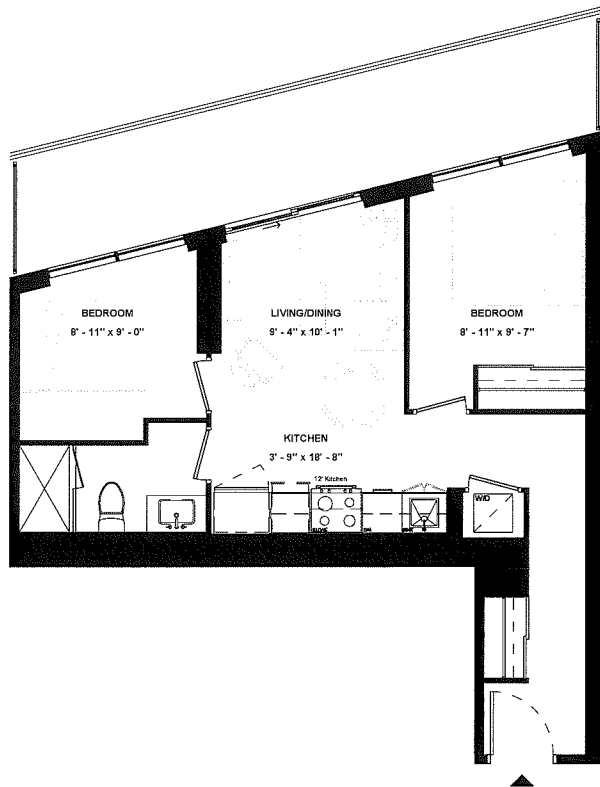
LEVEL 14



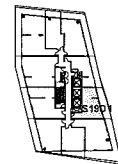
ISSUE DATE: 2023/06/02

Disclaimer: Drawings are not to scale. Materials, specifications, & floor plans are subject to change without notice. All renderings are artist's conceptions. All areas and stated room dimensions are approximate. Actual usable floor space may vary from the stated floor area. Floor area measured in accordance with Home Construction Regulatory Authority Directive. E.&O.E. Balcony sizes and configurations vary depending on floor level locations.

SUITE 1901



SUITE TYPE: 2B
SUITE AREA: 604 SQFT
BALCONY / TERRACE: 168 SQFT



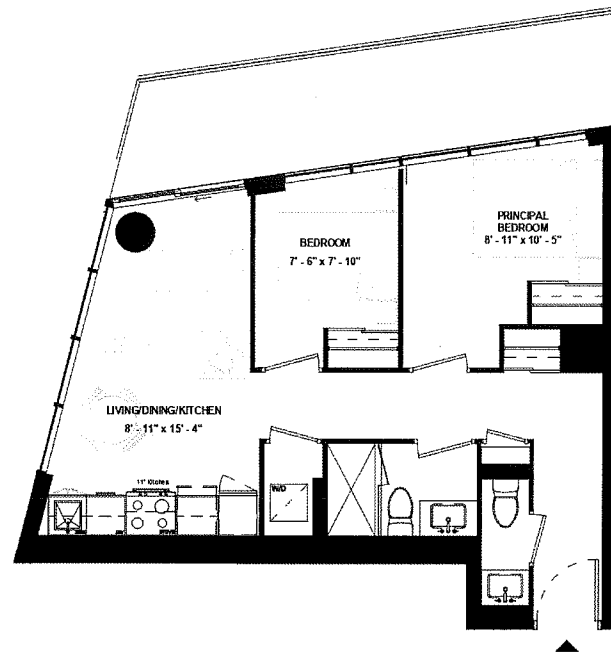
LEVEL 19



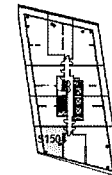
ISSUE DATE: 2023/06/02

Disclaimer: Drawings are not to scale. Materials, specifications, & floor plans are subject to change without notice. All renderings are artist's conceptions. All areas and stated room dimensions are approximate. Actual usable floor space may vary from the stated floor area. Floor area measured in accordance with Home Construction Regulatory Authority Directive, E.80.E. Balcony sizes and configurations vary depending on floor level locations.

SUITE 1504



SUITE TYPE: 2B
SUITE AREA: 623 SQFT
BALCONY / TERRACE: 142 SQFT



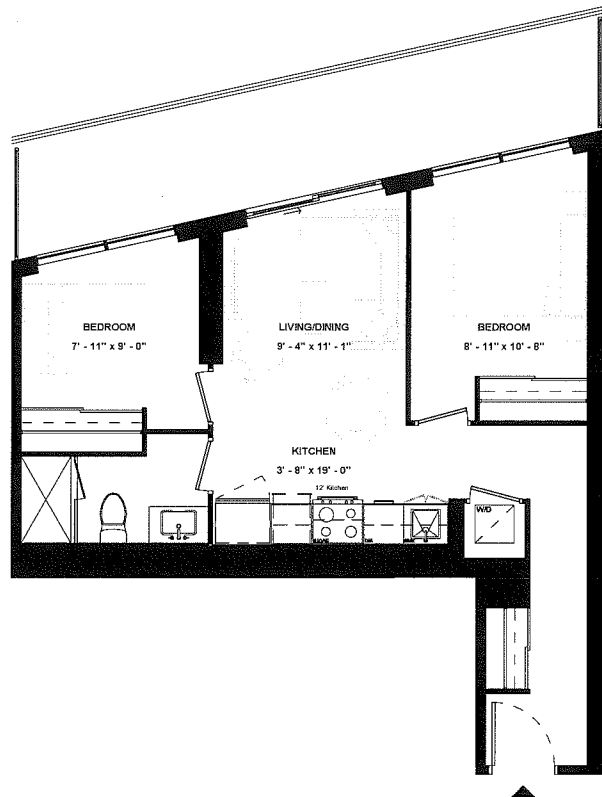
LEVEL 15



ISSUE DATE: 2023/06/02

Disclaimer: Drawings are not to scale. Materials, specifications, & floor plans are subject to change without notice. All renderings are artist's conceptions. All areas and stated room dimensions are approximate. Actual usable floor space may vary from the stated floor area. Floor area measured in accordance with Home Construction Regulatory Authority Directive. E.&O.E. Balcony sizes and configurations vary depending on floor level locations.

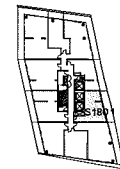
SUITE 1801



SUITE TYPE: 2B
SUITE AREA: 634 SQFT
BALCONY / TERRACE: 167 SQFT

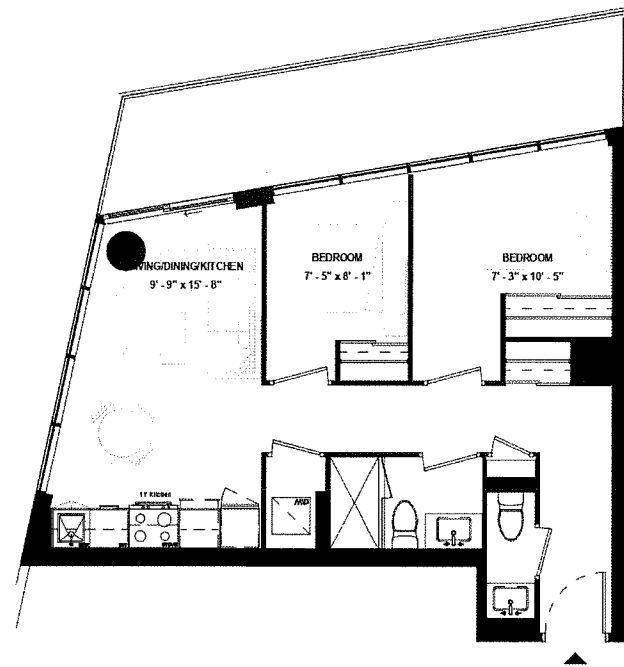


ISSUE DATE: 2023/06/02

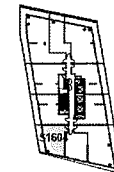


LEVEL 18

SUITE 1604



SUITE TYPE: 2B
SUITE AREA: 643 SQFT
BALCONY / TERRACE: 149 SQFT



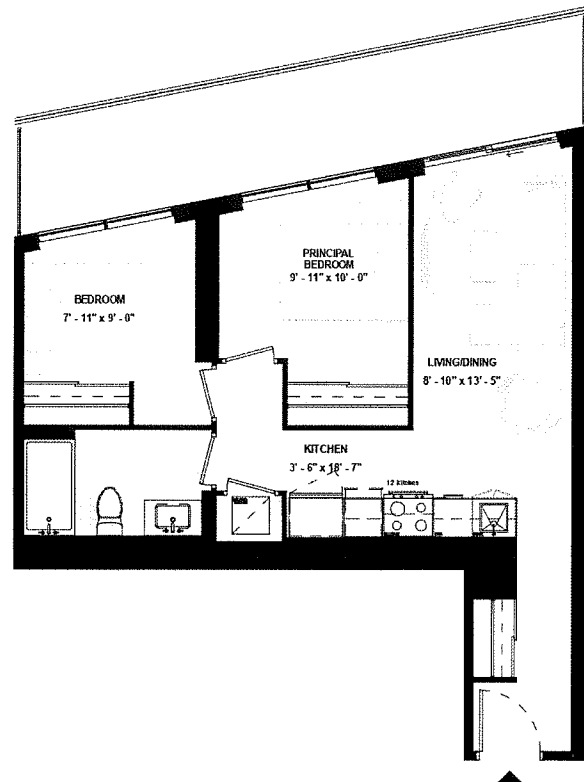
LEVEL 16



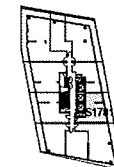
ISSUE DATE: 2023/06/02

Disclaimer: Drawings are not to scale. Materials, specifications, & floor plans are subject to change without notice. All renderings are artist's conceptions. All areas and stated room dimensions are approximate. Actual usable floor space may vary from the stated floor area. Floor area measured in accordance with Home Construction Regulatory Authority Directive, E.&O.E. Balcony sizes and configurations vary depending on floor level locations.

SUITE 1701



SUITE TYPE: 2B
SUITE AREA: 661 SQFT
BALCONY / TERRACE: 166 SQFT



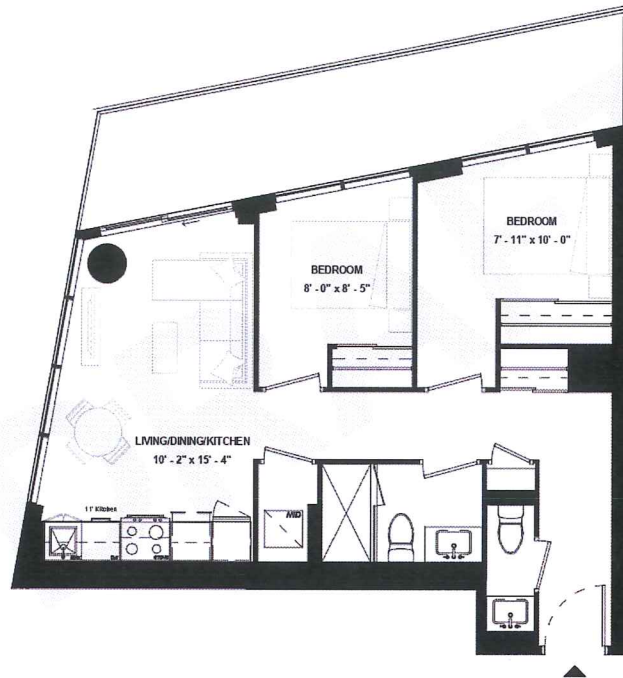
LEVEL 17

ISSUE DATE: 2023/06/02

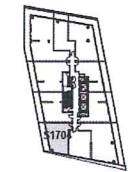


Disclaimer: Drawings are not to scale. Materials, specifications, & floor plans are subject to change without notice. All renderings are artist's conceptions. All areas and stated room dimensions are approximate. Actual usable floor space may vary from the stated floor area. Floor area measured in accordance with Home Construction Regulatory Authority Directive. E.&O.E. Balcony sizes and configurations vary depending on floor level locations.

SUITE 1704



SUITE TYPE: 2B
SUITE AREA: 666 SQFT
BALCONY / TERRACE: 156 SQFT



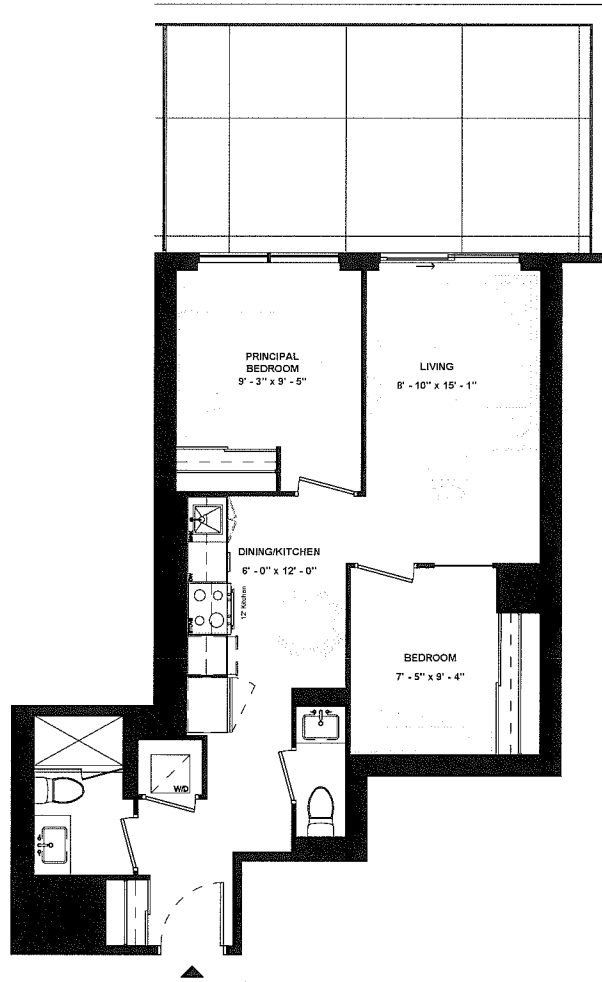
LEVEL 17



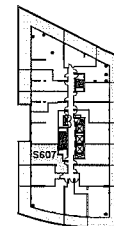
ISSUE DATE: 2023/06/02

Disclaimer: Drawings are not to scale. Materials, specifications, & floor plans are subject to change without notice. All renderings are artist's conceptions. All areas and stated room dimensions are approximate. Actual usable floor space may vary from the stated floor area. Floor area measured in accordance with Home Construction Regulatory Authority Directive, E&O.E. Balcony sizes and configurations vary depending on floor level locations.

SUITE 607



SUITE TYPE: 2B
 SUITE AREA: 682 SQFT
 BALCONY / TERRACE: 236 SQFT



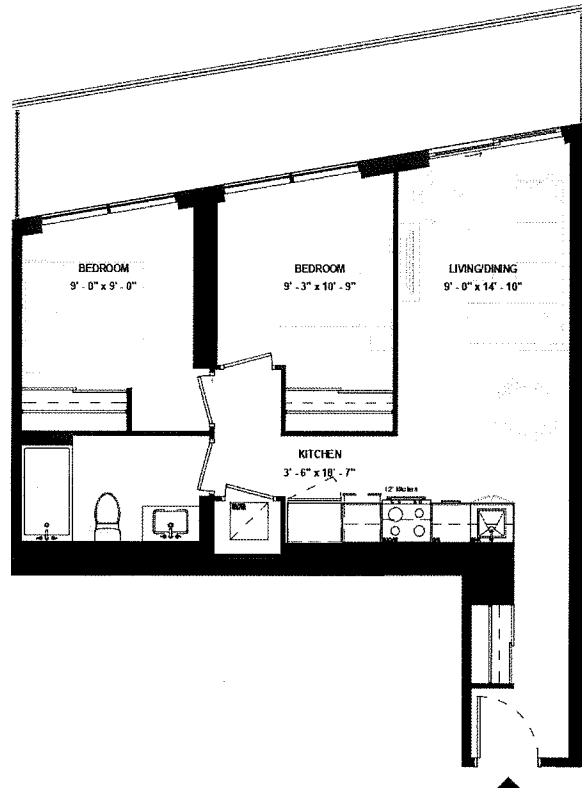
LEVEL 06



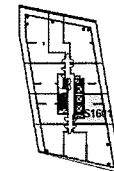
ISSUE DATE: 2023/06/02

Disclaimer: Drawings are not to scale. Materials, specifications, & floor plans are subject to change without notice. All renderings are artist's conceptions. All areas and stated room dimensions are approximate. Actual usable floor space may vary from the stated floor area. Floor area measured in accordance with Home Construction Regulatory Authority Directive, E.&O.E. Balcony sizes and configurations vary depending on floor level locations.

SUITE 1601



SUITE TYPE: 2B
SUITE AREA: 685 SQFT
BALCONY / TERRACE: 166 SQFT



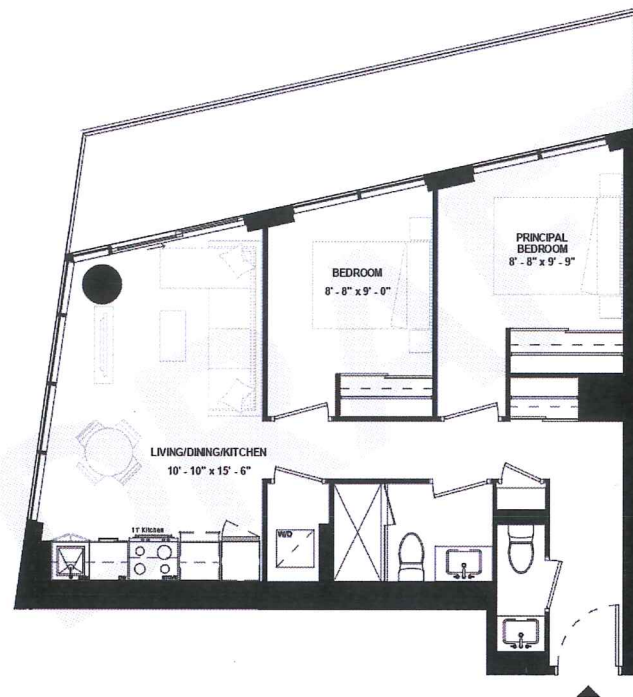
LEVEL 16



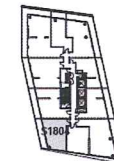
ISSUE DATE: 2023/06/02

Disclaimer: Drawings are not to scale. Materials, specifications, & floor plans are subject to change without notice. All renderings are artist's conceptions. All areas and stated room dimensions are approximate. Actual usable floor space may vary from the stated floor area. Floor area measured in accordance with Home Construction Regulatory Authority Directive, E.&O.E. Balcony sizes and configurations vary depending on floor level locations.

SUITE 1804



SUITE TYPE: 2B
SUITE AREA: 694 SQFT
BALCONY / TERRACE: 164 SQFT



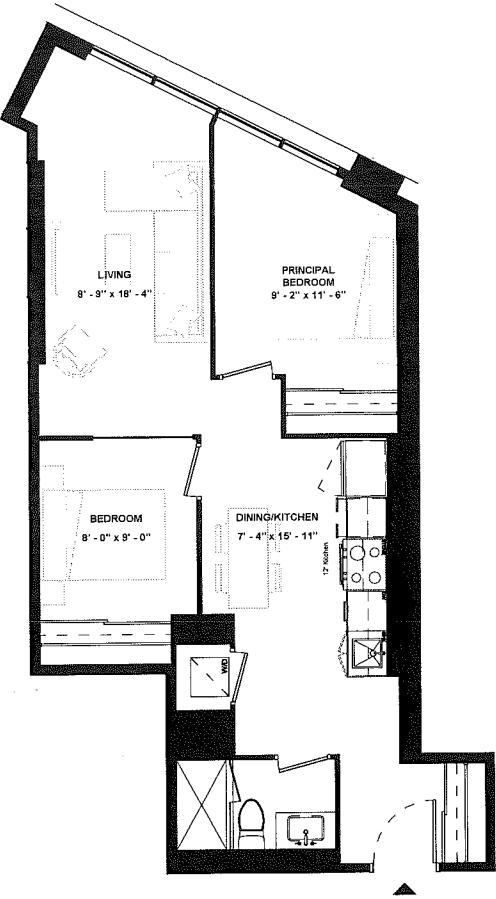
LEVEL 18



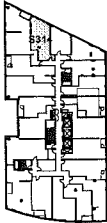
ISSUE DATE: 2023/06/02

Disclaimer: Drawings are not to scale. Materials, specifications, & floor plans are subject to change without notice. All renderings are artist's conceptions. All areas and stated room dimensions are approximate. Actual usable floor space may vary from the stated floor area. Floor area measured in accordance with Home Construction Regulatory Authority Directive. E.&O.E. Balcony sizes and configurations vary depending on floor level locations.

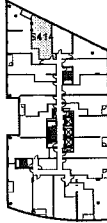
**SUITE 314 &
SUITE 414 &
SUITE 514**



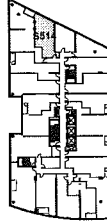
SUITE TYPE: 2B
 SUITE AREA: 657 SQFT
 BALCONY / TERRACE: N/A SQFT



LEVEL 03



LEVEL 04



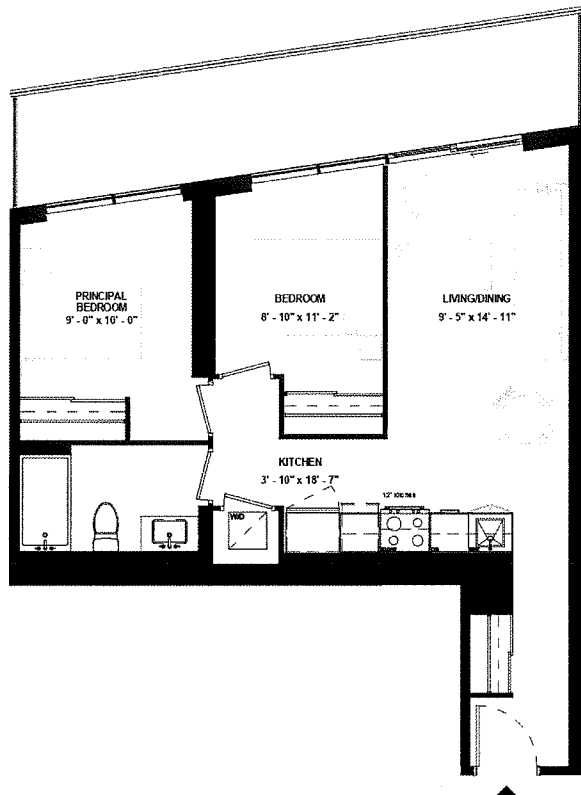
LEVEL 05



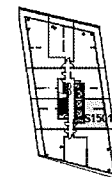
ISSUE DATE: 2023/06/02

Disclaimer: Drawings are not to scale. Materials, specifications, & floor plans are subject to change without notice. All renderings are artist's conceptions. All areas and stated room dimensions are approximate. Actual usable floor space may vary from the stated floor area. Floor area measured in accordance with Home Construction Regulatory Authority Directive: E.&O.E. Balcony sizes and configurations vary depending on floor level locations.

SUITE 1501



SUITE TYPE: 2B
SUITE AREA: 707 SQFT
BALCONY / TERRACE: 165 SQFT



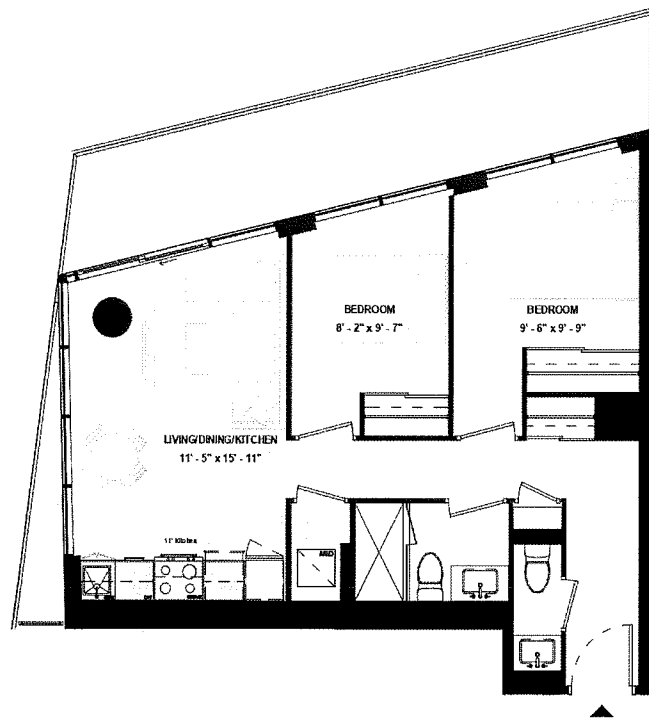
LEVEL 15



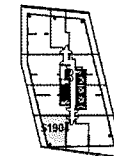
ISSUE DATE: 2023/06/02

Disclaimer: Drawings are not to scale. Materials, specifications, & floor plans are subject to change without notice. All renderings are artist's conceptions. All areas and stated room dimensions are approximate. Actual usable floor space may vary from the stated floor area. Floor area measured in accordance with Home Construction Regulatory Authority Directive. E.&O.E. Balcony sizes and configurations vary depending on floor level locations.

SUITE 1904



SUITE TYPE: 2B
SUITE AREA: 708 SQFT
BALCONY / TERRACE: 172 SQFT



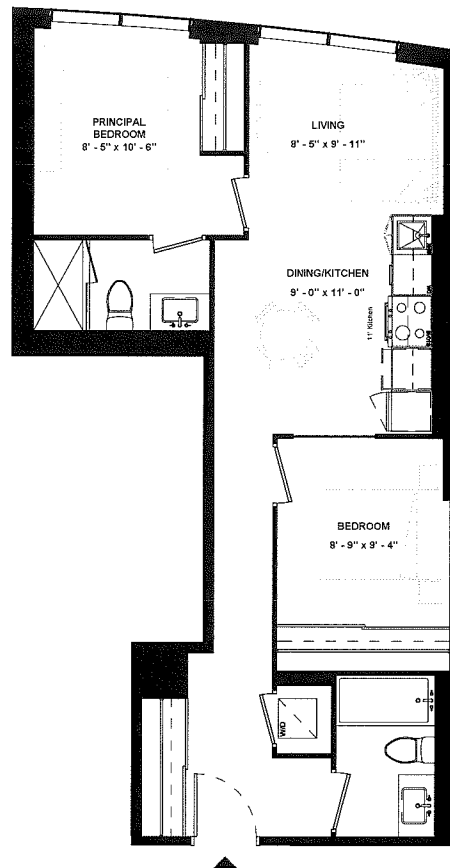
LEVEL 19



ISSUE DATE: 2023/06/02

Disclaimer: Drawings are not to scale. Materials, specifications, & floor plans are subject to change without notice. All renderings are artist's conceptions. All areas and stated room dimensions are approximate. Actual usable floor space may vary from the stated floor area. Floor area measured in accordance with Home Construction Regulatory Authority Directive, E&O.E. Balcony sizes and configurations vary depending on floor level locations.

SUITE 205



SUITE TYPE: 2B
SUITE AREA: 715 SQFT
BALCONY / TERRACE: N/A SQFT



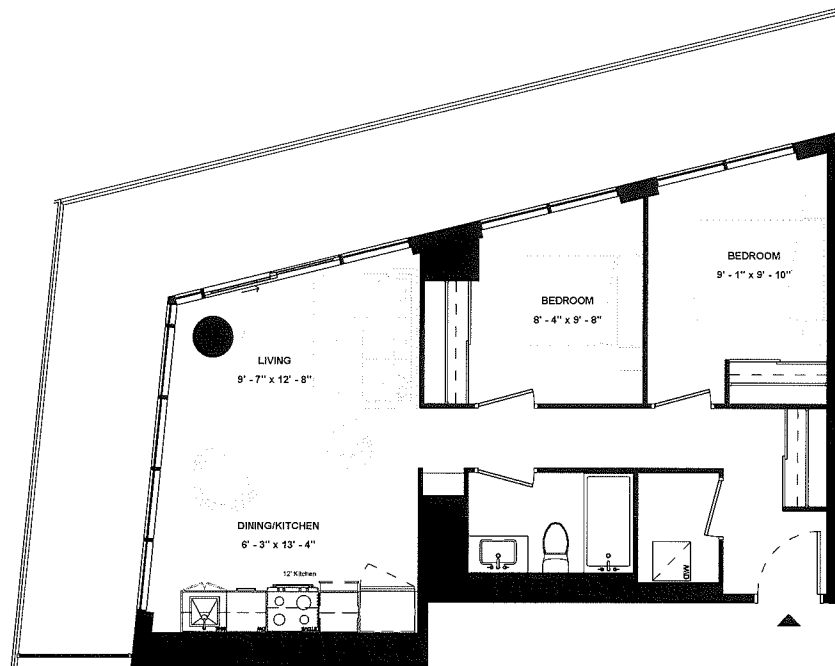
LEVEL 02



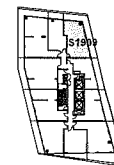
ISSUE DATE: 2023/06/02

Disclaimer: Drawings are not to scale. Materials, specifications, & floor plans are subject to change without notice. All renderings are artist's conceptions. All areas and stated room dimensions are approximate. Actual usable floor space may vary from the stated floor area. Floor area measured in accordance with Home Construction Regulatory Authority Directive. E.&O.E. Balcony sizes and configurations vary depending on floor level locations.

SUITE 1909



SUITE TYPE: 2B
SUITE AREA: 715 SQFT
BALCONY / TERRACE: 320 SQFT



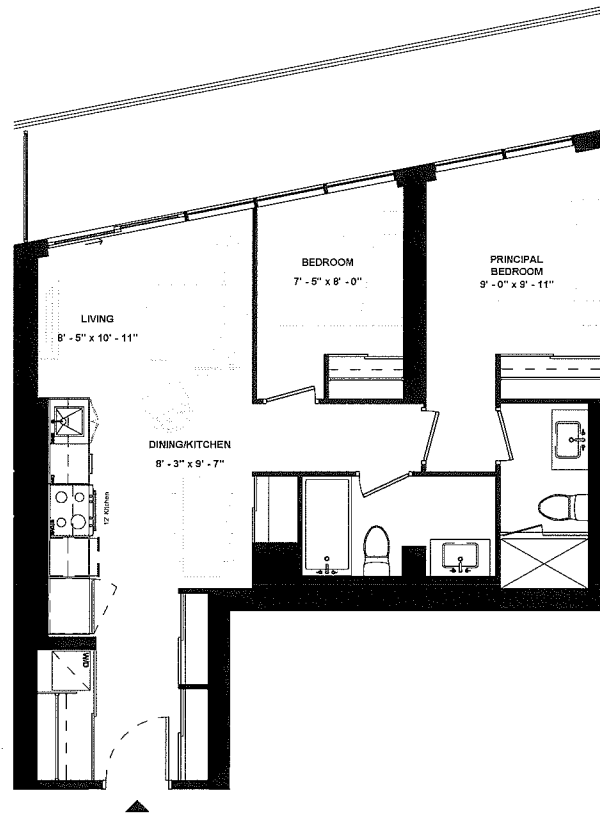
LEVEL 19



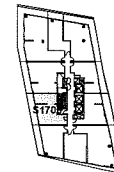
ISSUE DATE: 2023/06/02

Disclaimer: Drawings are not to scale. Materials, specifications, & floor plans are subject to change without notice. All renderings are artist's conceptions. All areas and stated room dimensions are approximate. Actual usable floor space may vary from the stated floor area. Floor area measured in accordance with Home Construction Regulatory Authority Directive, E.&O.E. Balcony sizes and configurations vary depending on floor level locations.

SUITE 1705



SUITE TYPE: 2B
SUITE AREA: 732 SQFT
BALCONY / TERRACE: 166 SQFT



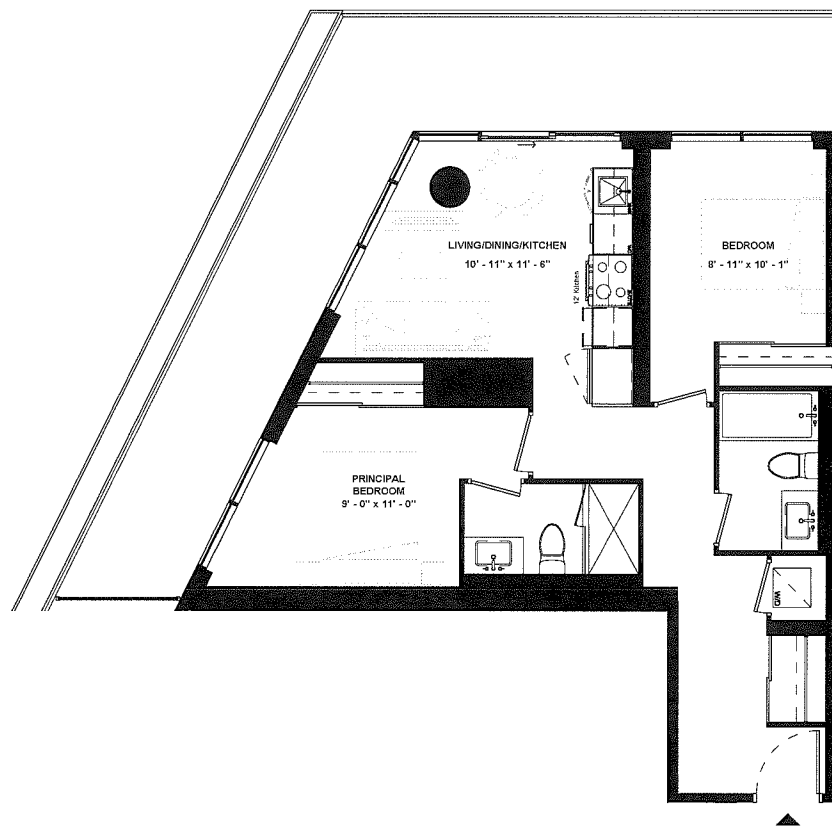
LEVEL 17



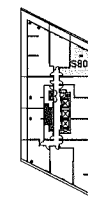
ISSUE DATE: 2023/06/02

Disclaimer: Drawings are not to scale. Materials, specifications, & floor plans are subject to change without notice. All renderings are artist's conceptions. All areas and stated room dimensions are approximate. Actual usable floor space may vary from the stated floor area. Floor area measured in accordance with Home Construction Regulatory Authority Directive, E.40.E. Balcony sizes and configurations vary depending on floor level locations.

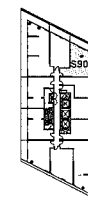
SUITE 809 & SUITE 909



SUITE TYPE: 2B
 SUITE AREA: 738 SQFT
 BALCONY / TERRACE: 291 SQFT



LEVEL 08



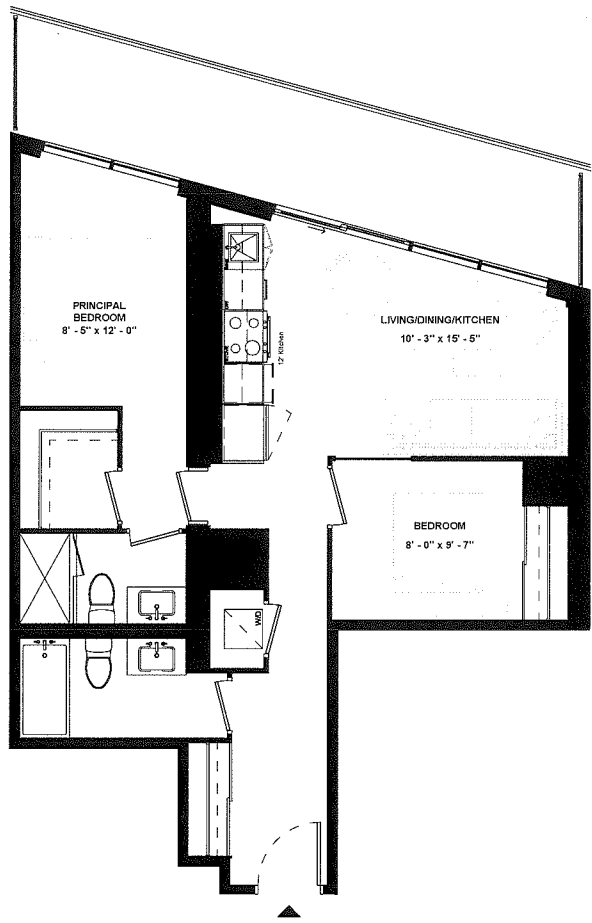
LEVEL 09



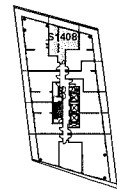
ISSUE DATE: 2023/06/02

Disclaimer: Drawings are not to scale. Materials, specifications, & floor plans are subject to change without notice. All renderings are artist's conceptions. All areas and stated room dimensions are approximate. Actual usable floor space may vary from the stated floor area. Floor area measured in accordance with Home Construction Regulatory Authority Directive, E.&O.E. Balcony sizes and configurations vary depending on floor level locations.

SUITE 1408



SUITE TYPE: 2B
SUITE AREA: 755 SQFT
BALCONY / TERRACE: 165 SQFT



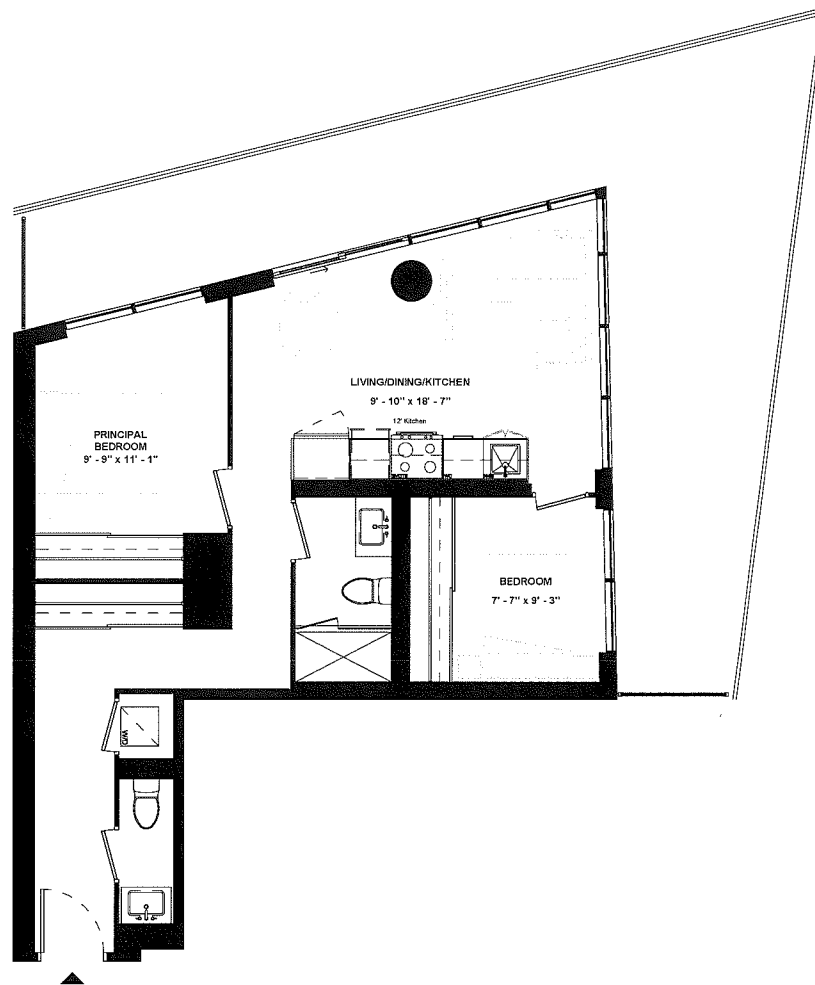
LEVEL 14



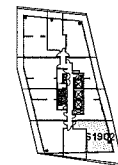
ISSUE DATE: 2023/06/02

Disclaimer: Drawings are not to scale. Materials, specifications, & floor plans are subject to change without notice. All renderings are artist's conceptions. All areas and stated room dimensions are approximate. Actual usable floor space may vary from the stated floor area. Floor area measured in accordance with Home Construction Regulatory Authority Directive, E.&O.E. Balcony sizes and configurations vary depending on floor level locations.

SUITE 1902



SUITE TYPE: 2B
SUITE AREA: 766 SQFT
BALCONY / TERRACE: 432 SQFT



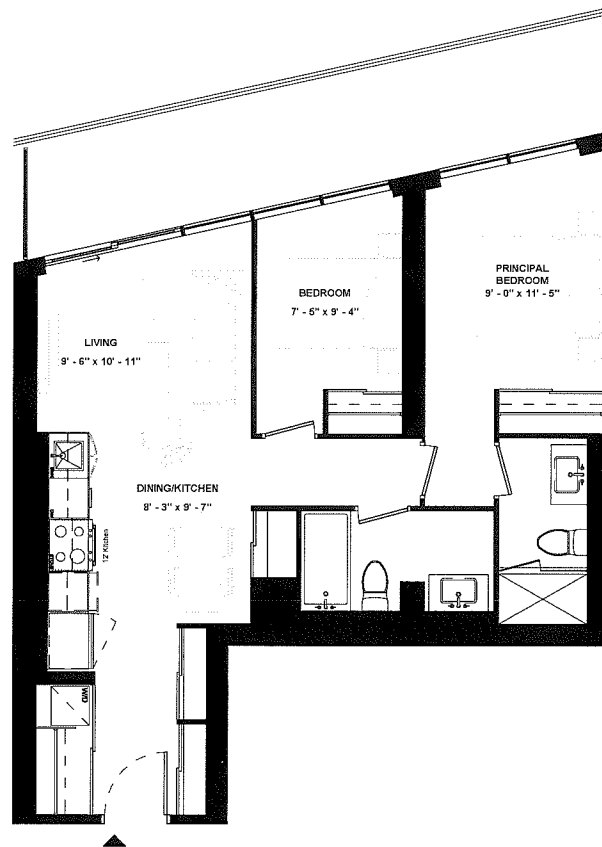
LEVEL 19



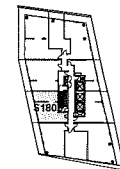
ISSUE DATE: 2023/06/02

Disclaimer: Drawings are not to scale. Materials, specifications, & floor plans are subject to change without notice. All renderings are artist's conceptions. All areas and stated room dimensions are approximate. Actual usable floor space may vary from the stated floor area. Floor area measured in accordance with Home Construction Regulatory Authority Directive, E.&O.E. Balcony sizes and configurations vary depending on floor level locations.

SUITE 1805



SUITE TYPE: 2B
SUITE AREA: 768 SQFT
BALCONY / TERRACE: 167 SQFT



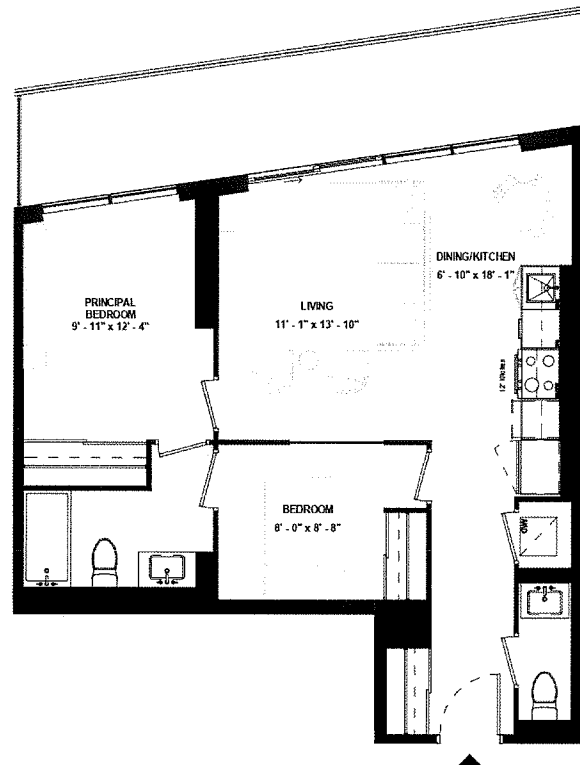
LEVEL 18



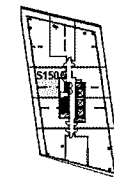
ISSUE DATE: 2023/06/02

Disclaimer: Drawings are not to scale. Materials, specifications, & floor plans are subject to change without notice. All renderings are artist's conceptions. All areas and stated room dimensions are approximate. Actual useable floor space may vary from the stated floor area. Floor area measured in accordance with Home Construction Regulatory Authority Directive, E.&O.E. Balcony sizes and configurations vary depending on floor level locations.

SUITE 1506



SUITE TYPE: 2B
SUITE AREA: 769 SQFT
BALCONY / TERRACE: 165 SQFT



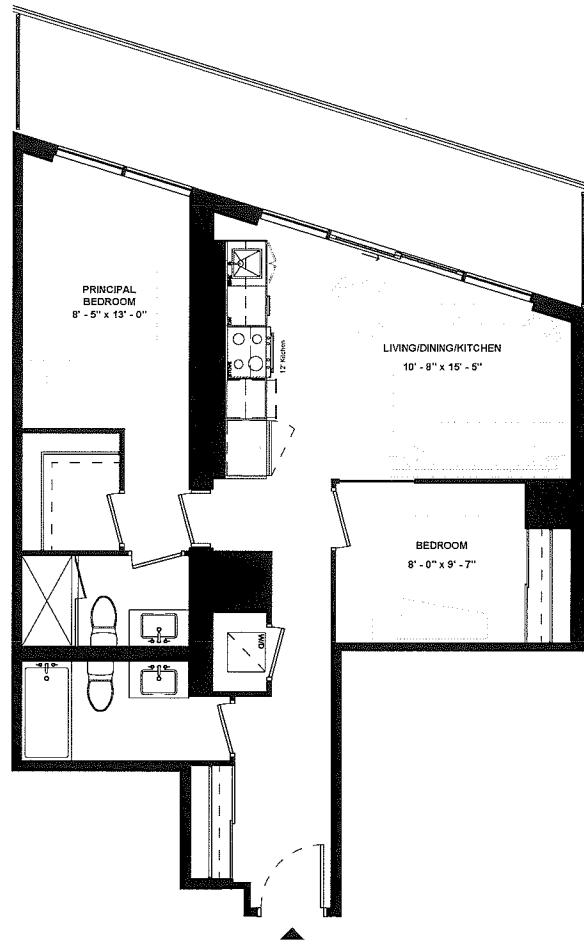
LEVEL 15



ISSUE DATE: 2023/06/02

Disclaimer: Drawings are not to scale. Materials, specifications, & floor plans are subject to change without notice. All renderings are artist's conceptions. All areas and stated room dimensions are approximate. Actual usable floor space may vary from the stated floor area. Floor area measured in accordance with Home Construction Regulatory Authority Directive. E.&O.E. Balcony sizes and configurations vary depending on floor level locations.

SUITE 1308



SUITE TYPE: 2B
SUITE AREA: 773 SQFT
BALCONY / TERRACE: 166 SQFT



LEVEL 13

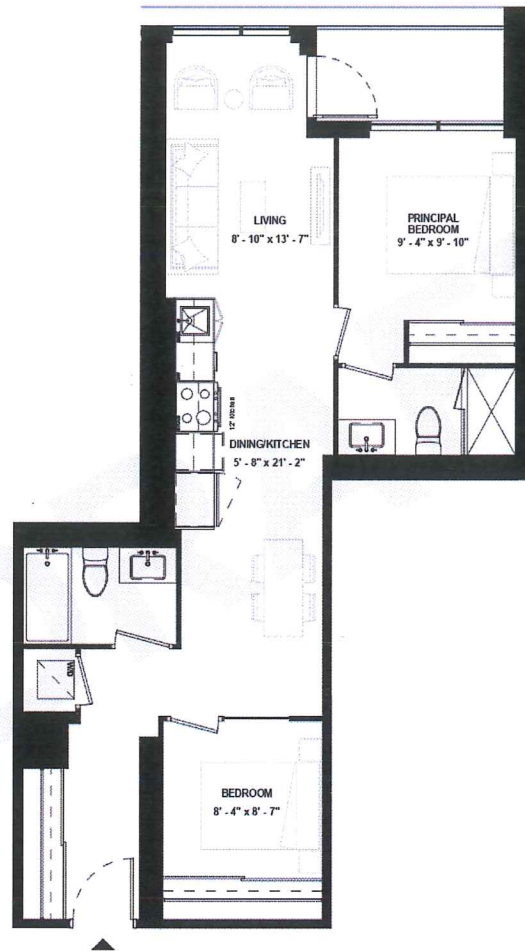


ISSUE DATE: 2023/06/02

Disclaimer: Drawings are not to scale. Materials, specifications, & floor plans are subject to change without notice. All renderings are artist's conceptions. All areas and stated room dimensions are approximate. Actual usable floor space may vary from the stated floor area. Floor area measured in accordance with Home Construction Regulatory Authority Directive, E.&O.E. Balcony sizes and configurations vary depending on floor level locations.

**SUITE 312 &
SUITE 412 &
SUITE 512**

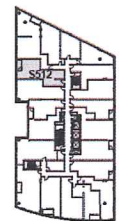
SUITE TYPE: 2B
 SUITE AREA: 775 SQFT
 BALCONY / TERRACE: 45 SQFT



LEVEL 03



LEVEL 04



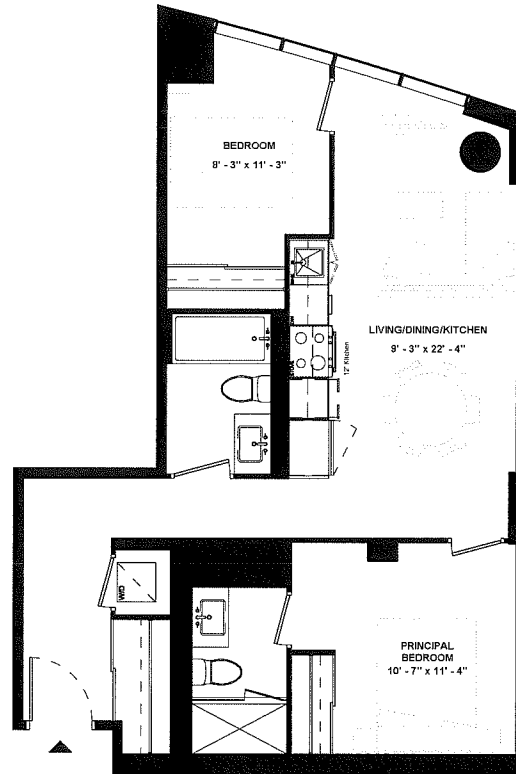
LEVEL 05

ISSUE DATE: 2023/06/02



Disclaimer: Drawings are not to scale. Materials, specifications, & floor plans are subject to change without notice. All renderings are artist's conceptions. All areas and stated room dimensions are approximate. Actual usable floor space may vary from the stated floor area. Floor area measured in accordance with Home Construction Regulatory Authority Directive, E.&O.E. Balcony sizes and configurations vary depending on floor level locations.

SUITE 207



SUITE TYPE: 2B
SUITE AREA: 780 SQFT
BALCONY / TERRACE: N/A SQFT



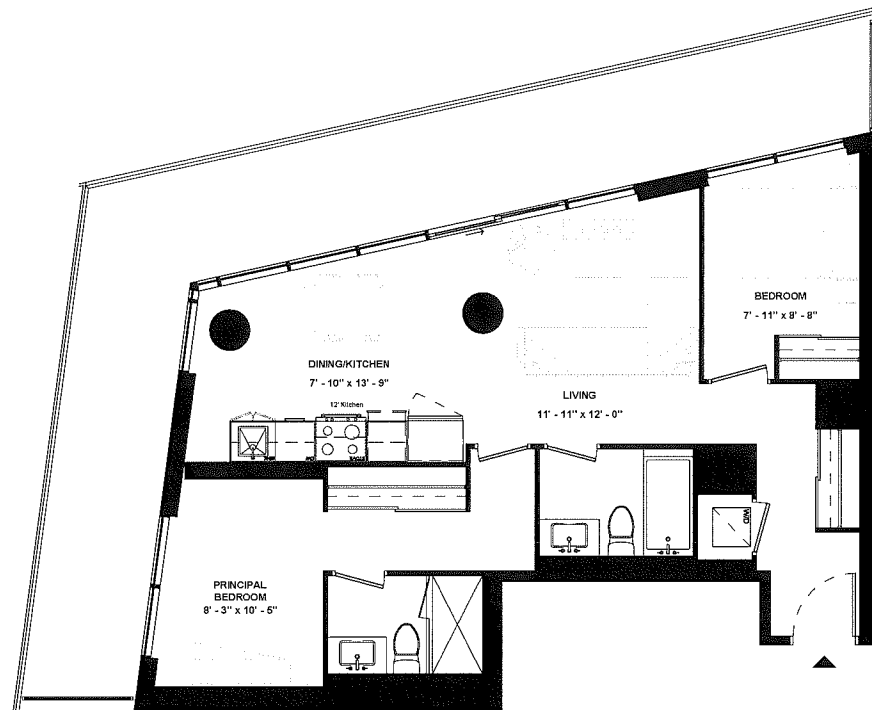
LEVEL 02



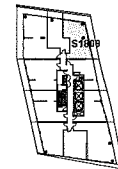
ISSUE DATE: 2023/06/02

Disclaimer: Drawings are not to scale. Materials, specifications, & floor plans are subject to change without notice. All renderings are artist's conceptions. All areas and stated room dimensions are approximate. Actual usable floor space may vary from the stated floor area. Floor area measured in accordance with Home Construction Regulatory Authority Directive, E.&O.E. Balcony sizes and configurations vary depending on floor level locations.

SUITE 1809



SUITE TYPE: 2B
SUITE AREA: 789 SQFT
BALCONY / TERRACE: 339 SQFT



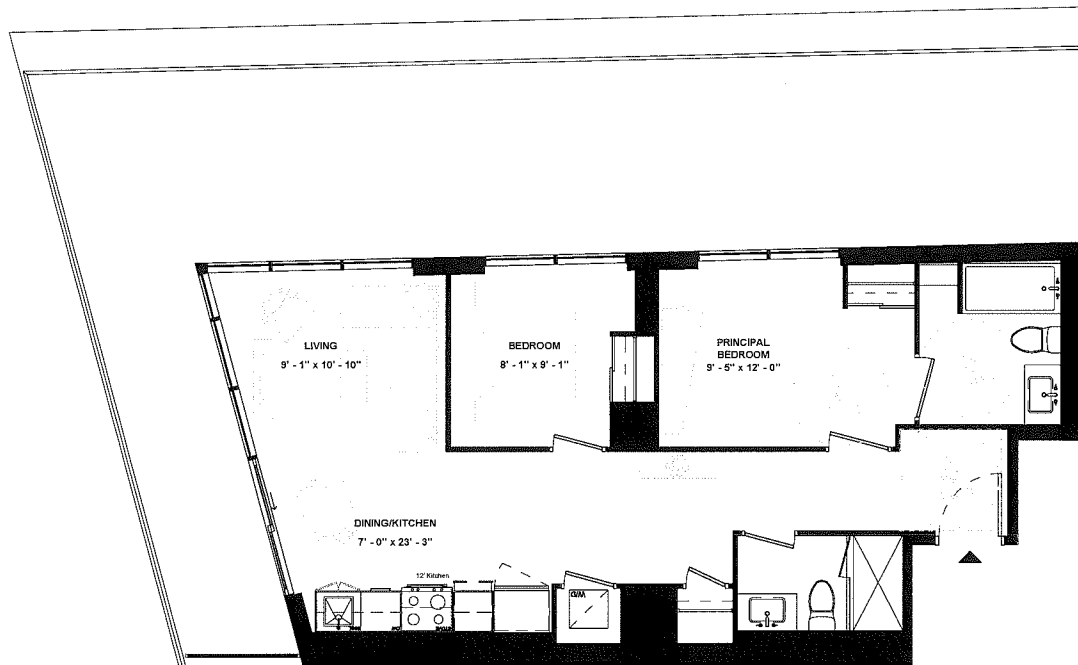
LEVEL 18



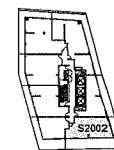
ISSUE DATE: 2023/06/02

Disclaimer: Drawings are not to scale. Materials, specifications, & floor plans are subject to change without notice. All renderings are artist's conceptions. All areas and stated room dimensions are approximate. Actual usable floor space may vary from the stated floor area. Floor area measured in accordance with Home Construction Regulatory Authority Directive, E.&O.E. Balcony sizes and configurations vary depending on floor level locations.

SUITE 2002



SUITE TYPE: 2B (BF)
SUITE AREA: 797 SQFT
BALCONY / TERRACE: 603 SQFT



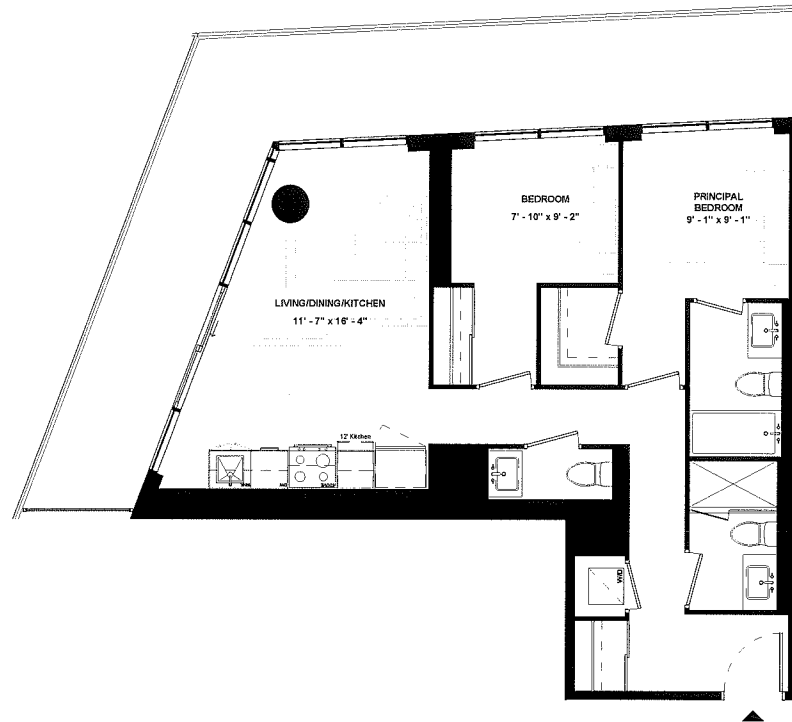
LEVEL 20



ISSUE DATE: 2023/06/02

Disclaimer: Drawings are not to scale. Materials, specifications, & floor plans are subject to change without notice. All tenderings are artist's conceptions. All areas and stated room dimensions are approximate. Actual usable floor space may vary from the stated floor area. Floor area measured in accordance with Home Construction Regulatory Authority Directive. E.&O.E. Balcony sizes and configurations vary depending on floor level locations.

SUITE 1109

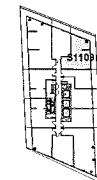


SUITE TYPE: 2B
SUITE AREA: 807 SQFT
BALCONY / TERRACE: 304 SQFT



HARHAY
DEVELOPMENTS

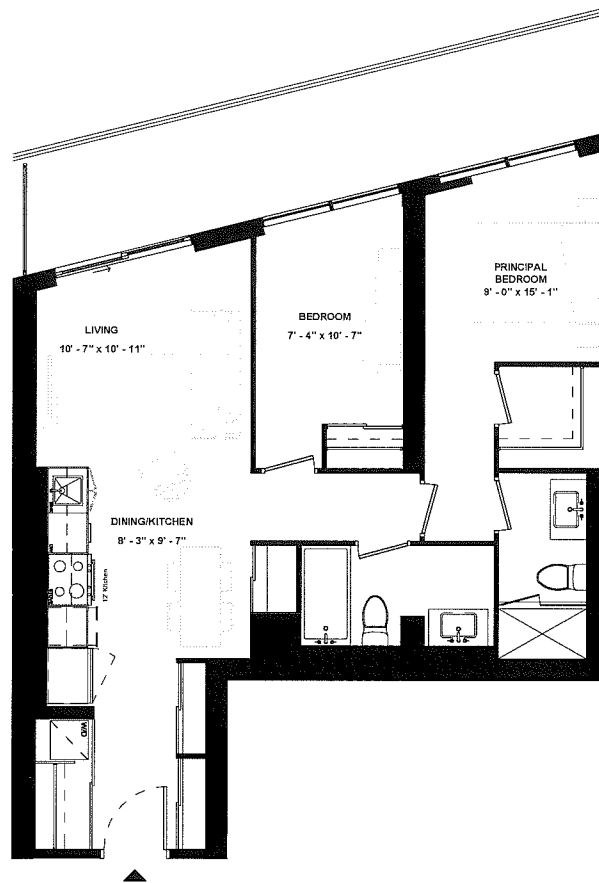
ISSUE DATE: 2023/06/02



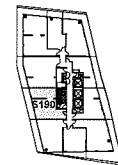
LEVEL 11

Disclaimer: Drawings are not to scale. Materials, specifications, & floor plans are subject to change without notice. All renderings are artist's conceptions. All areas and stated room dimensions are approximate. Actual usable floor space may vary from the slated floor area. Floor area measured in accordance with Home Construction Regulatory Authority Directive. E.&O.E. Balcony sizes and configurations vary depending on floor level locations.

SUITE 1905



SUITE TYPE: 2B
SUITE AREA: 809 SQFT
BALCONY / TERRACE: 168 SQFT



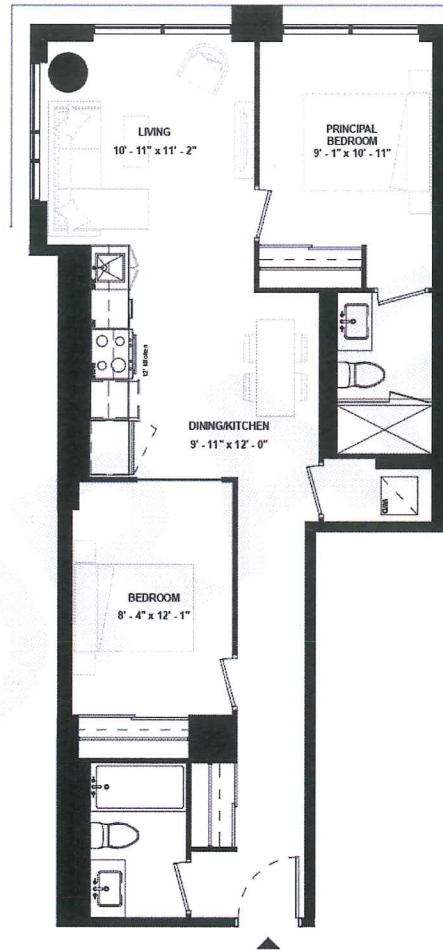
LEVEL 19



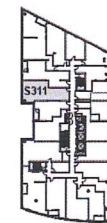
ISSUE DATE: 2023/06/02

Disclaimer: Drawings are not to scale. Materials, specifications, & floor plans are subject to change without notice. All renderings are artist's conceptions. All areas and stated room dimensions are approximate. Actual usable floor space may vary from the stated floor area. Floor area measured in accordance with Home Construction Regulatory Authority Directive, E.&O.E. Balcony sizes and configurations vary depending on floor level locations.

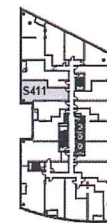
**SUITE 311 &
SUITE 411 &
SUITE 511**



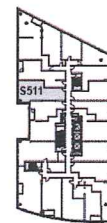
SUITE TYPE: 2B
 SUITE AREA: 811 SQFT
 BALCONY / TERRACE: N/A SQFT



LEVEL 03



LEVEL 04



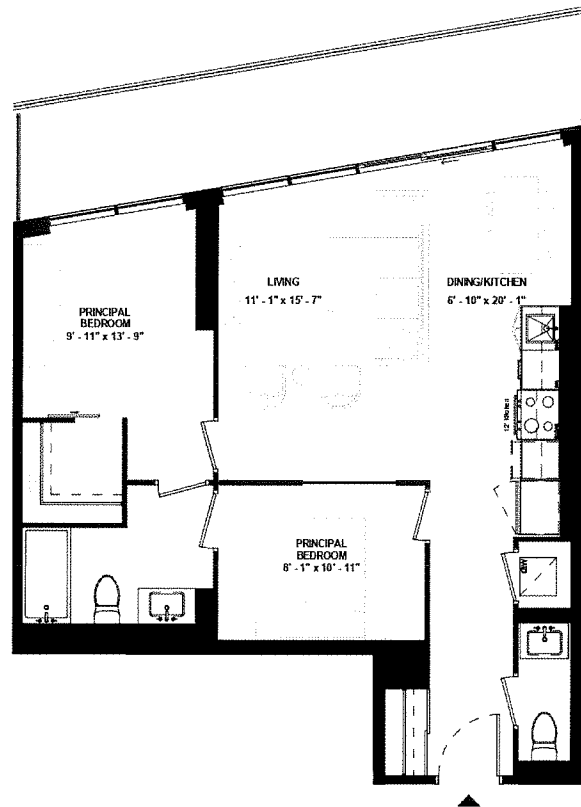
LEVEL 05

ISSUE DATE: 2023/06/02

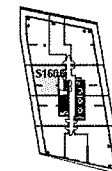


Disclaimer: Drawings are not to scale. Materials, specifications, & floor plans are subject to change without notice. All renderings are artist's conceptions. All areas and stated room dimensions are approximate. Actual usable floor space may vary from the stated floor area. Floor area measured in accordance with Home Construction Regulatory Authority Directive, E.&O.E. Balcony sizes and configurations vary depending on floor level locations.

SUITE 1606



SUITE TYPE: 2B
 SUITE AREA: 820 SQFT
 BALCONY / TERRACE: 166 SQFT



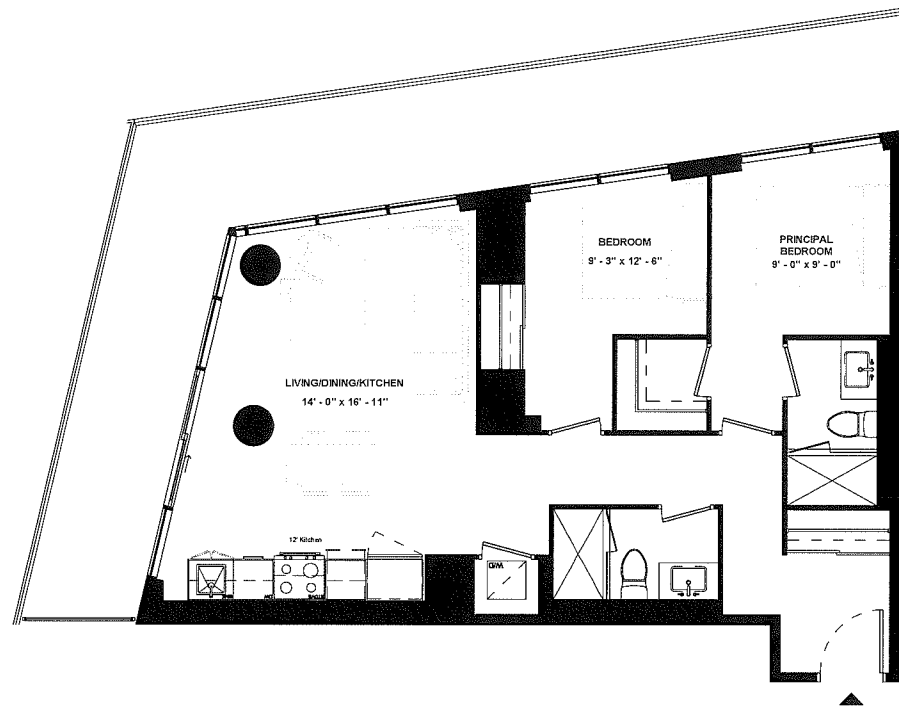
LEVEL 16

ISSUE DATE: 2023/06/02

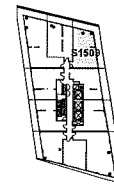


Disclaimer: Drawings are not to scale. Materials, specifications, & floor plans are subject to change without notice. All renderings are artist's conceptions. All areas and stated room dimensions are approximate. Actual usable floor space may vary from the stated floor area. Floor area measured in accordance with Home Construction Regulatory Authority Directive, E.&O.E. Balcony sizes and configurations vary depending on floor level locations.

SUITE 1509



SUITE TYPE: 2B
SUITE AREA: 829 SQFT
BALCONY / TERRACE: 329 SQFT



LEVEL 15

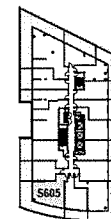
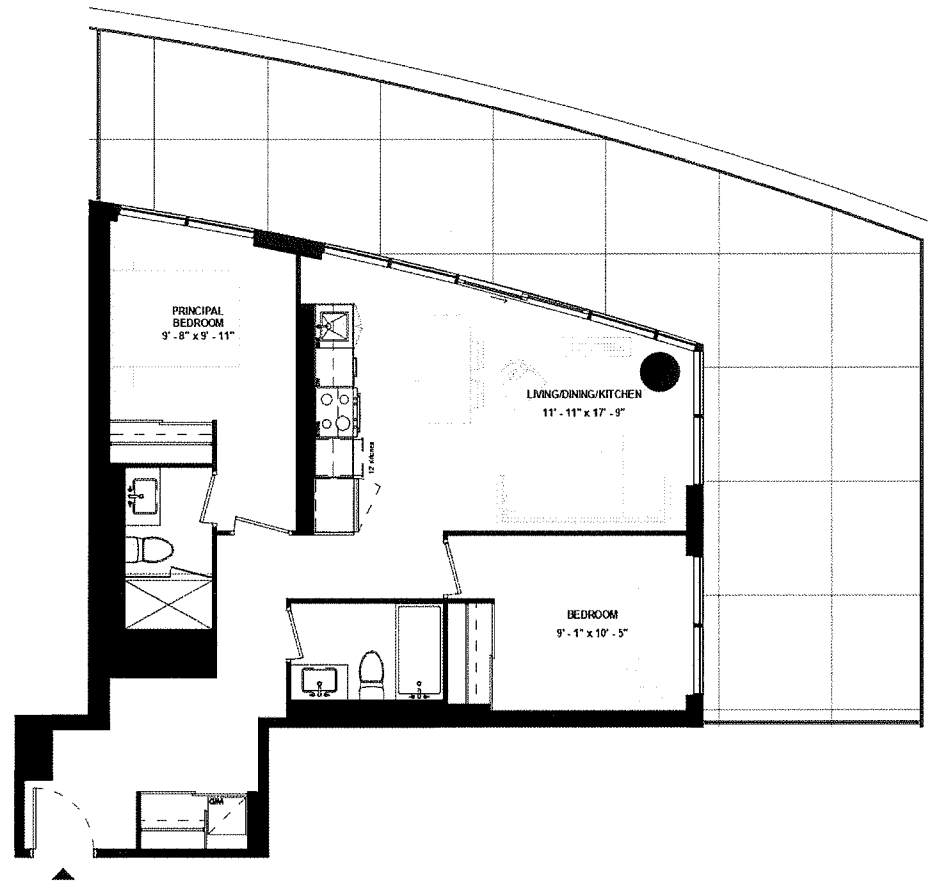


ISSUE DATE: 2023/06/02

Disclaimer: Drawings are not to scale. Materials, specifications, & floor plans are subject to change without notice. All renderings are artist's conceptions. All areas and stated room dimensions are approximate. Actual usable floor space may vary from the stated floor area. Floor area measured in accordance with Home Construction Regulatory Authority Directive, E.&O.E. Balcony sizes and configurations vary depending on floor level locations.

SUITE 605

SUITE TYPE: 2B
SUITE AREA: 845 SQFT
BALCONY / TERRACE: 571 SQFT



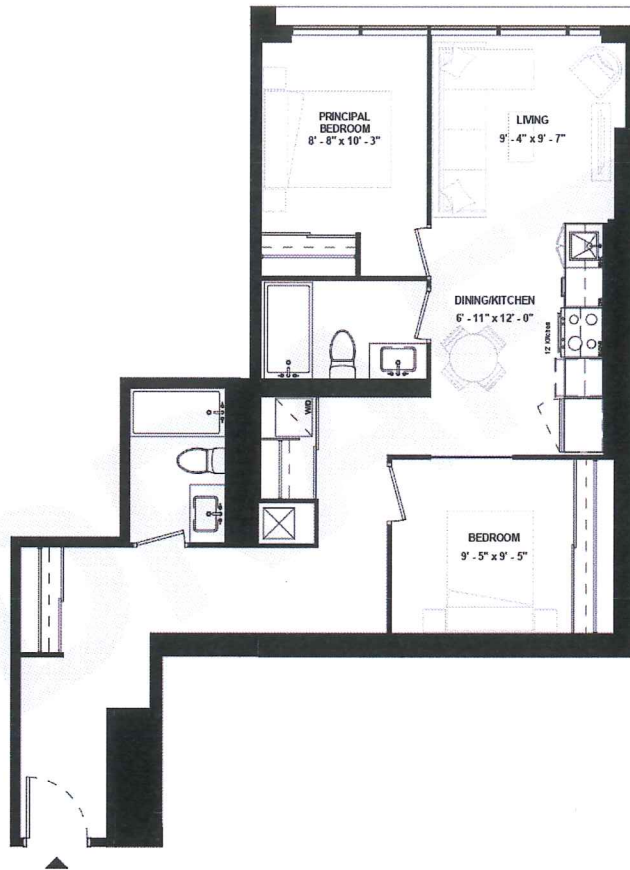
LEVEL 06



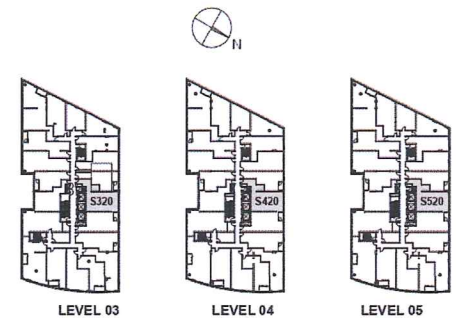
ISSUE DATE: 2023/06/02

Disclaimer: Drawings are not to scale. Materials, specifications, & floor plans are subject to change without notice. All renderings are artist's conceptions. All areas and stated room dimensions are approximate. Actual usable floor space may vary from the stated floor area. Floor area measured in accordance with Home Construction Regulatory Authority Directive, E.80 E. Balcony sizes and configurations vary depending on floor level locations.

**SUITE 320 &
SUITE 420 &
SUITE 520**



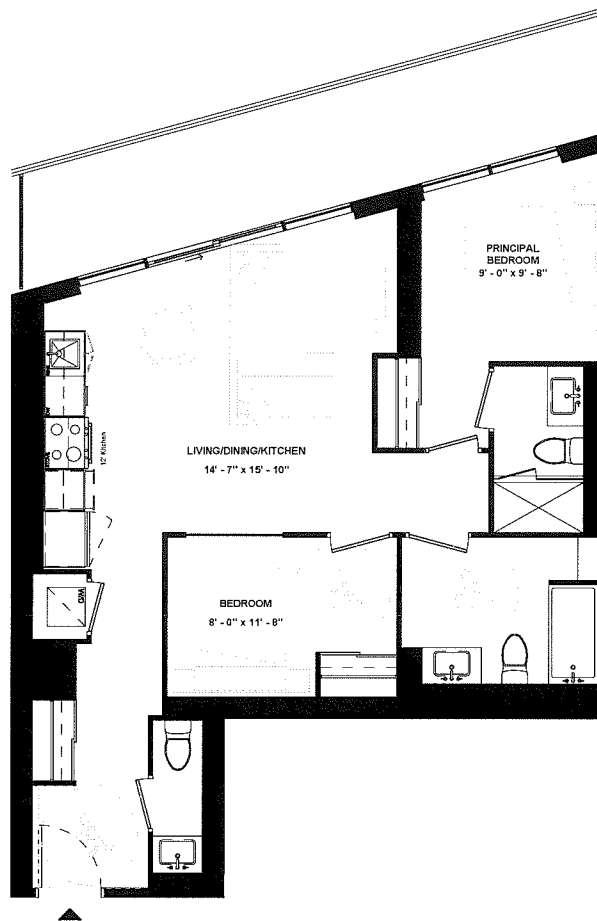
SUITE TYPE: 2B
 SUITE AREA: 851 SQFT
 BALCONY / TERRACE: N/A SQFT



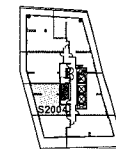
ISSUE DATE: 2023/06/02

Disclaimer: Drawings are not to scale. Materials, specifications, & floor plans are subject to change without notice. All renderings are artist's conceptions. All areas and stated room dimensions are approximate. Actual usable floor space may vary from the stated floor area. Floor area measured in accordance with Home Construction Regulatory Authority Directive, E.&O.E. Balcony sizes and configurations vary depending on floor level locations.

SUITE 2004



SUITE TYPE: 2B (BF)
SUITE AREA: 853 SQFT
BALCONY / TERRACE: 169 SQFT



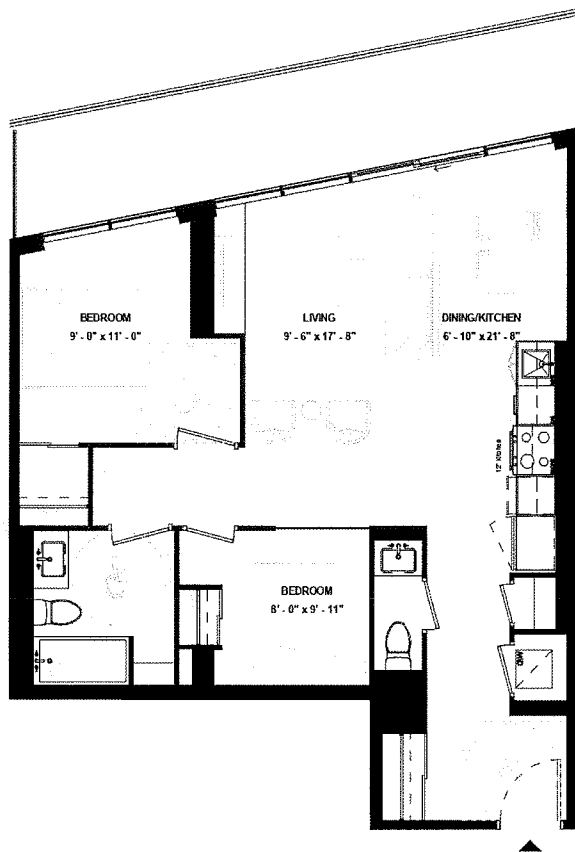
LEVEL 20



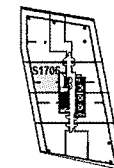
ISSUE DATE: 2023/06/02

Disclaimer: Drawings are not to scale. Materials, specifications, & floor plans are subject to change without notice. All renderings are artist's conceptions. All areas and stated room dimensions are approximates. Actual usable floor space may vary from the stated floor area. Floor area measured in accordance with Home Construction Regulatory Authority Directive, E.&O.E. Balcony sizes and configurations vary depending on floor level locations.

SUITE 1706



SUITE TYPE: 2B (BF)
SUITE AREA: 874 SQFT
BALCONY / TERRACE: 166 SQFT



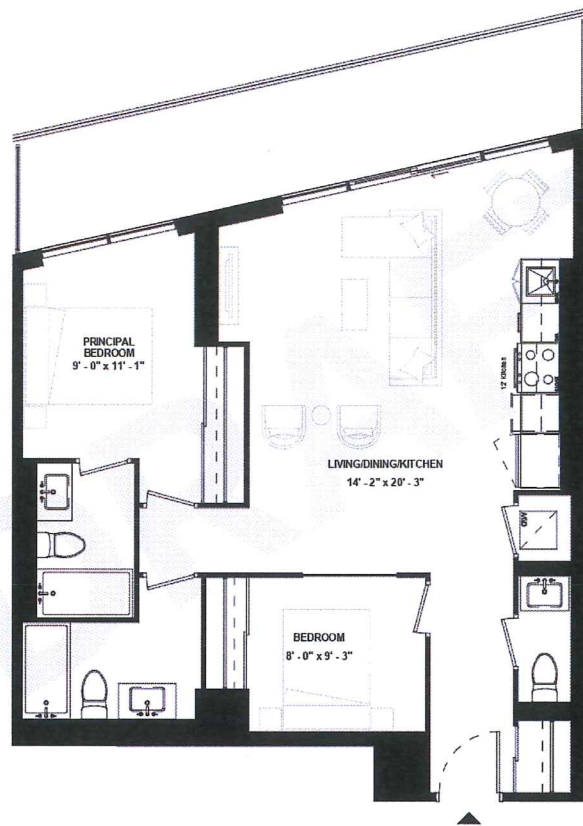
LEVEL 17



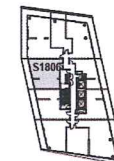
ISSUE DATE: 2023/06/02

Disclaimer: Drawings are not to scale. Materials, specifications, & floor plans are subject to change without notice. All renderings are artist's conceptions. All areas and stated room dimensions are approximate. Actual usable floor space may vary from the stated floor area. Floor area measured in accordance with Home Construction Regulatory Authority Directive. E.&O.E. Balcony sizes and configurations vary depending on floor level locations.

SUITE 1806



SUITE TYPE: 2B
SUITE AREA: 891 SQFT
BALCONY / TERRACE: 167 SQFT



LEVEL 18

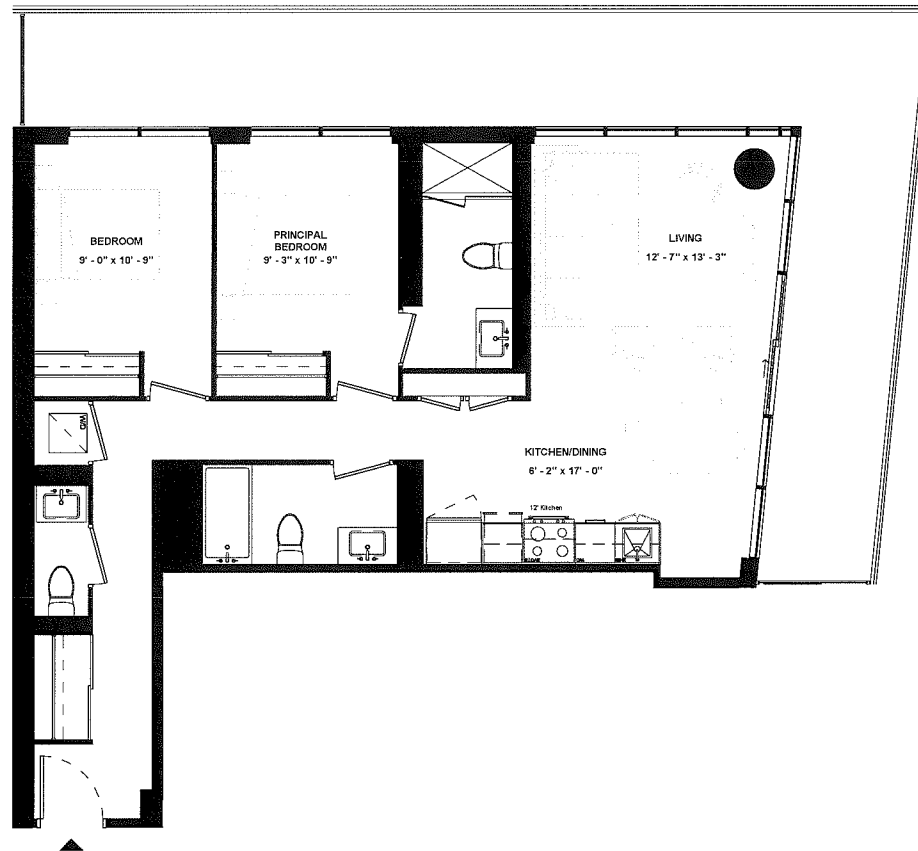


HARHAY
DEVELOPMENTS

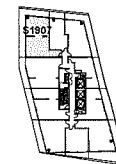
ISSUE DATE: 2023/06/02

Disclaimer: Drawings are not to scale. Materials, specifications, & floor plans are subject to change without notice. All renderings are artist's conceptions. All areas and stated room dimensions are approximate. Actual usable floor space may vary from the stated floor area. Floor area measured in accordance with Home Construction Regulatory Authority Directive, E.&O.E. Balcony sizes and configurations vary depending on floor level locations.

SUITE 1907



SUITE TYPE: 2B
SUITE AREA: 974 SQFT
BALCONY / TERRACE: 378 SQFT



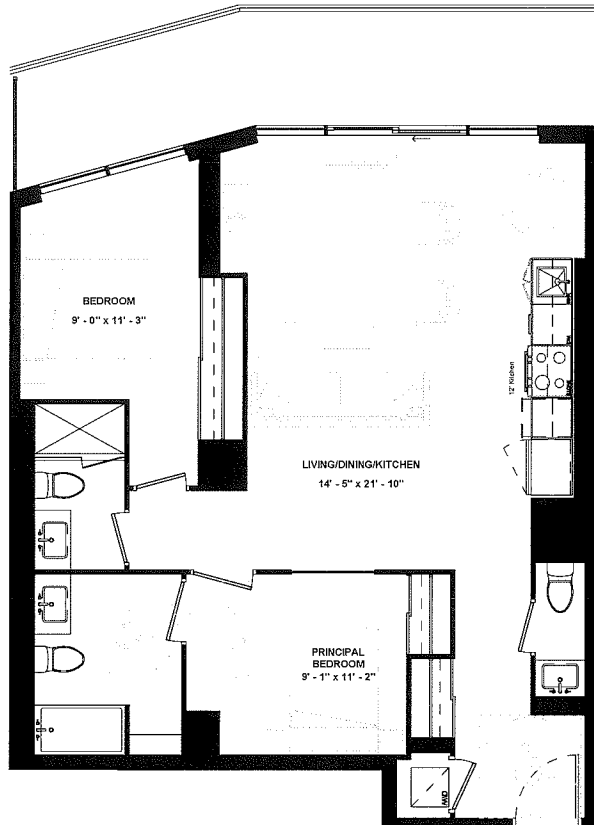
LEVEL 19



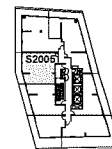
ISSUE DATE: 2023/06/02

Disclaimer: Drawings are not to scale. Materials, specifications, & floor plans are subject to change without notice. All renderings are artist's conceptions. All areas and stated room dimensions are approximate. Actual usable floor space may vary from the stated floor area. Floor area measured in accordance with Home Construction Regulatory Authority Directive, E.&O.E. Balcony sizes and configurations vary depending on floor level locations.

SUITE 2005



SUITE TYPE: 2B (BF)
SUITE AREA: 980 SQFT
BALCONY / TERRACE: 166 SQFT



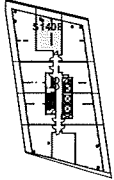
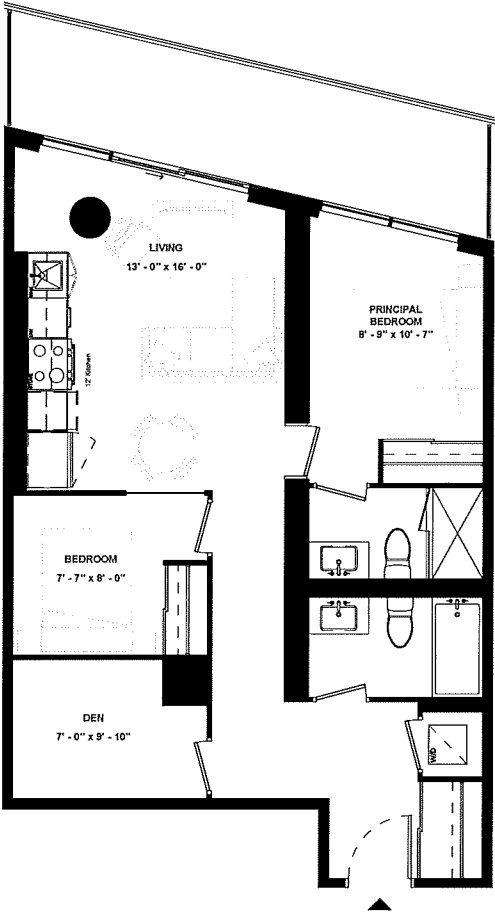
LEVEL 20



ISSUE DATE: 2023/06/02

SUITE 1508

SUITE TYPE: 2B+D
 SUITE AREA: 798 SQFT
 BALCONY / TERRACE: 137 SQFT



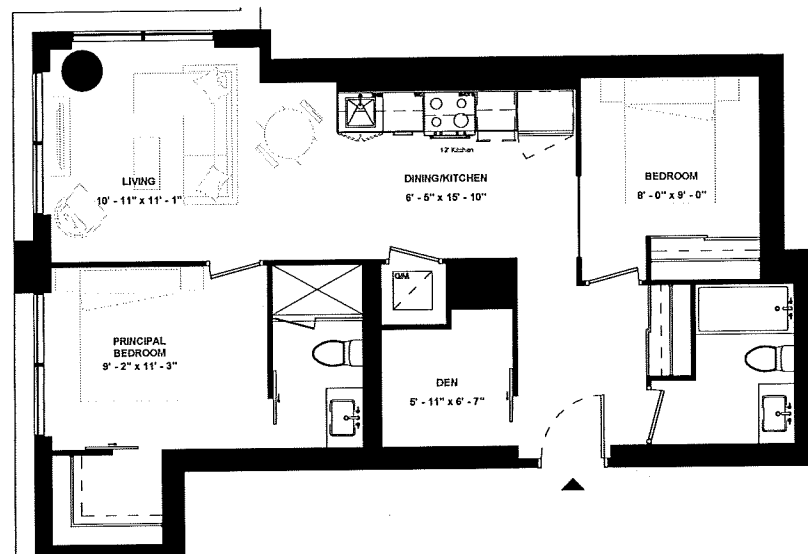
LEVEL 15



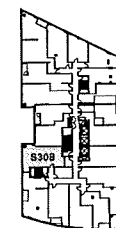
ISSUE DATE: 2023/06/02

Disclaimer: Drawings are not to scale. Materials, specifications, & floor plans are subject to change without notice. All renderings are artist's conceptions. All areas and stated room dimensions are approximate. Actual usable floor space may vary from the stated floor area. Floor area measured in accordance with Home Construction Regulatory Authority Directive, E.&O.E. Balcony sizes and configurations vary depending on floor level locations.

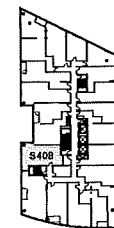
SUITE 308 & SUITE 408 & SUITE 508



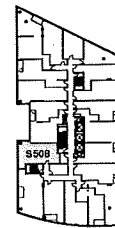
SUITE TYPE: 2B+D
 SUITE AREA: 846 SQFT
 BALCONY / TERRACE: N/A SQFT



LEVEL 03



LEVEL 04



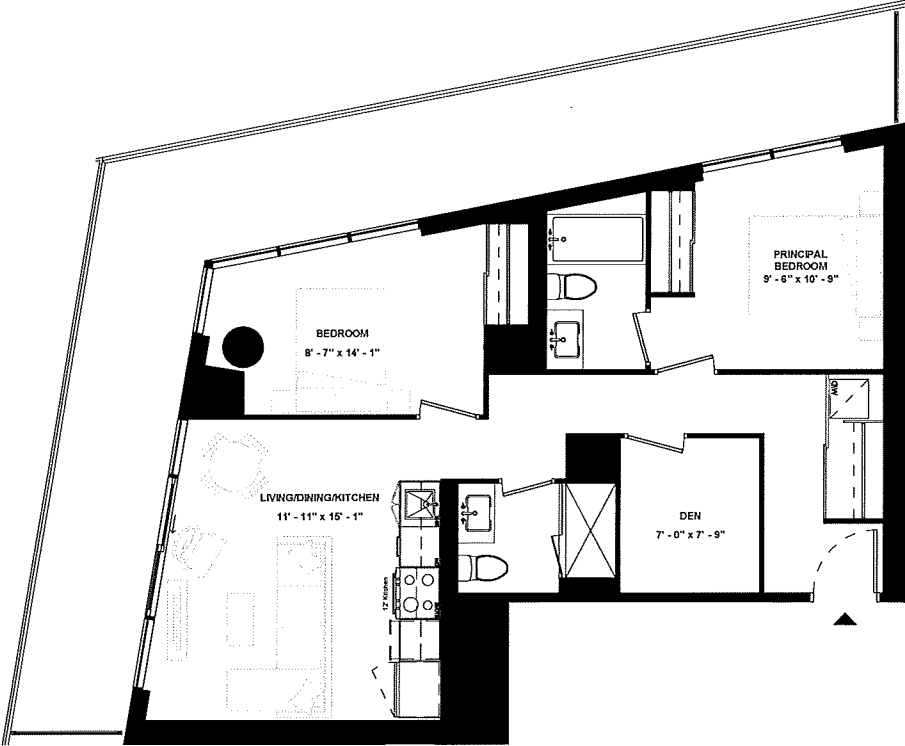
LEVEL 05

ISSUE DATE: 2023/06/02

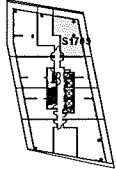


Disclaimer: Drawings are not to scale. Materials, specifications, & floor plans are subject to change without notice. All renderings are artist's conceptions. All areas and stated room dimensions are approximate. Actual usable floor space may vary from the stated floor area. Floor area measured in accordance with Home Construction Regulatory Authority Directive, E.&O.E. Balcony sizes and configurations vary depending on floor level locations.

SUITE 1709



SUITE TYPE: 2B+D
 SUITE AREA: 866 SQFT
 BALCONY / TERRACE: 355 SQFT



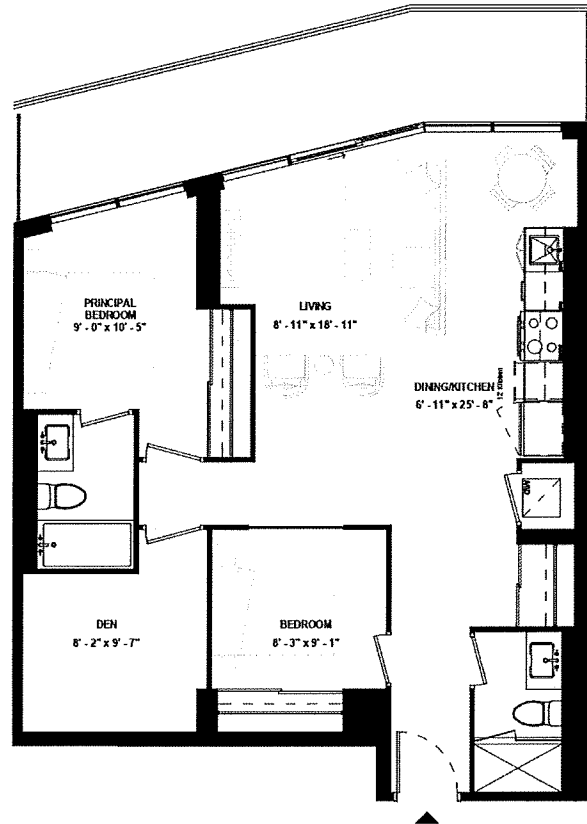
LEVEL 17



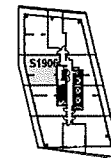
ISSUE DATE: 2023/06/02

Disclaimer: Drawings are not to scale. Materials, specifications, & floor plans are subject to change without notice. All renderings are artist's conceptions. All areas and stated room dimensions are approximate. Actual usable floor space may vary from the stated floor area. Floor area measured in accordance with Home Construction Regulatory Authority Directive. E.&O.E. Balcony sizes and configurations vary depending on floor level locations.

SUITE 1906



SUITE TYPE: 2B+D
SUITE AREA: 945 SQFT
BALCONY / TERRACE: 167 SQFT



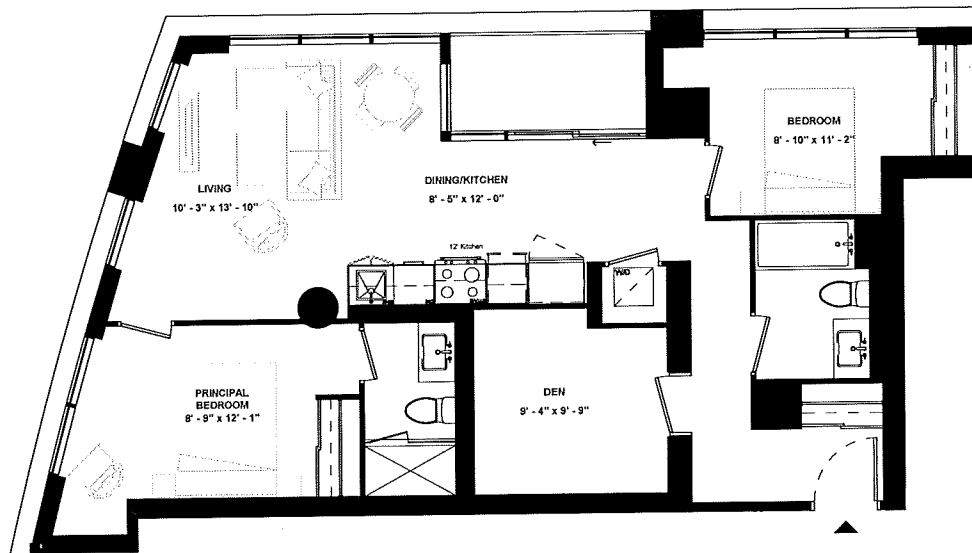
LEVEL 19



ISSUE DATE: 2023/06/02

Disclaimer: Drawings are not to scale. Materials, specifications, & floor plans are subject to change without notice. All renderings are artist's conceptions. All areas and stated room dimensions are approximate. Actual usable floor space may vary from the stated floor area. Floor area measured in accordance with Home Construction Regulatory Authority Directive, E.&O.E. Balcony sizes and configurations vary depending on floor level locations.

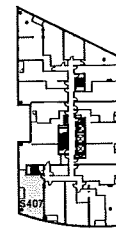
**SUITE 307 &
SUITE 407 &
SUITE 507**



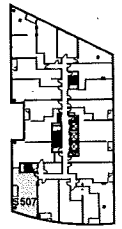
SUITE TYPE: 2B+D
 SUITE AREA: 958 SQFT
 BALCONY / TERRACE: 45 SQFT



LEVEL 03



LEVEL 04



LEVEL 05

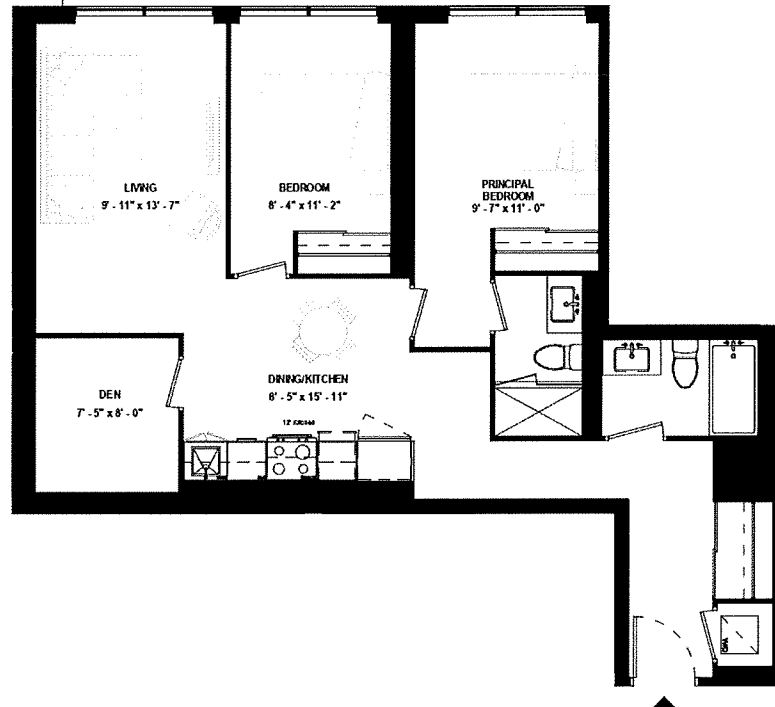


**HARHAY
DEVELOPMENTS**

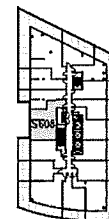
ISSUE DATE: 2023/06/02

Disclaimer: Drawings are not to scale. Materials, specifications, & floor plans are subject to change without notice. All renderings are artist's conceptions. All areas and stated room dimensions are approximate. Actual usable floor space may vary from the stated floor area. Floor area measured in accordance with Home Construction Regulatory Authority Directive. E.&O.E. Balcony sizes and configurations vary depending on floor level locations.

SUITE 608



SUITE TYPE: 2B+D
SUITE AREA: 963 SQFT
BALCONY / TERRACE: N/A SQFT



LEVEL 06

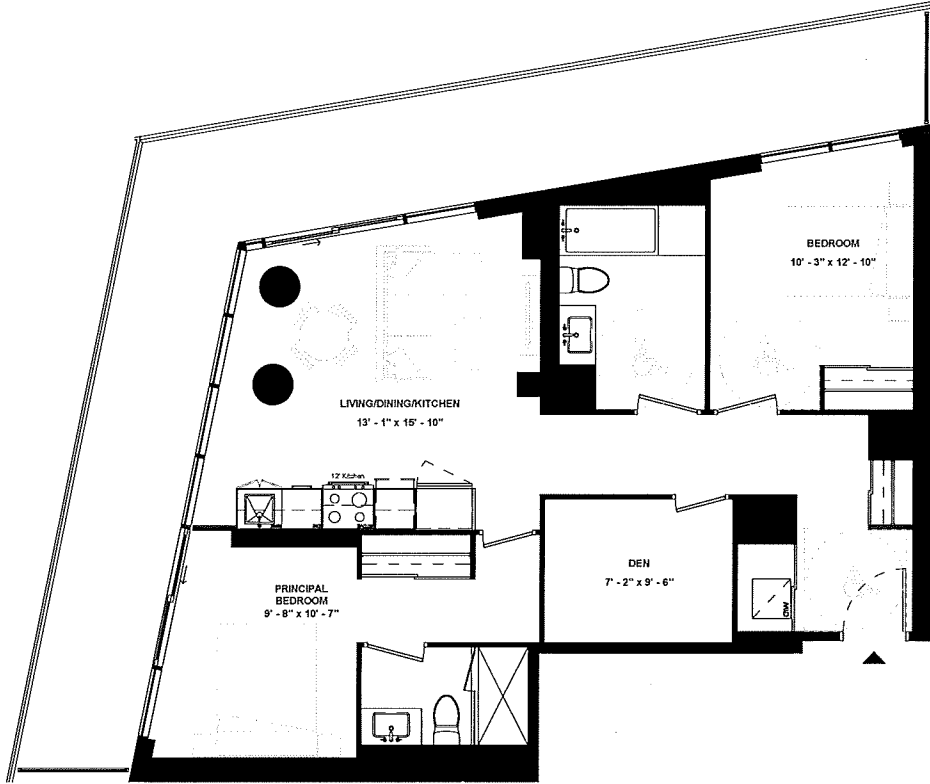


HARHAY
DEVELOPMENTS

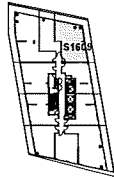
ISSUE DATE: 2023/06/02

Disclaimer: Drawings are not to scale. Materials, specifications, & floor plans are subject to change without notice. All renderings are artist's conceptions. All areas and stated room dimensions are approximate. Actual usable floor space may vary from the stated floor area. Floor area measured in accordance with Home Construction Regulatory Authority Directive, E & O.E. Balcony sizes and configurations vary depending on floor level locations.

SUITE 1609



SUITE TYPE: 2B+D (BF)
 SUITE AREA: 977 SQFT
 BALCONY / TERRACE: 370 SQFT



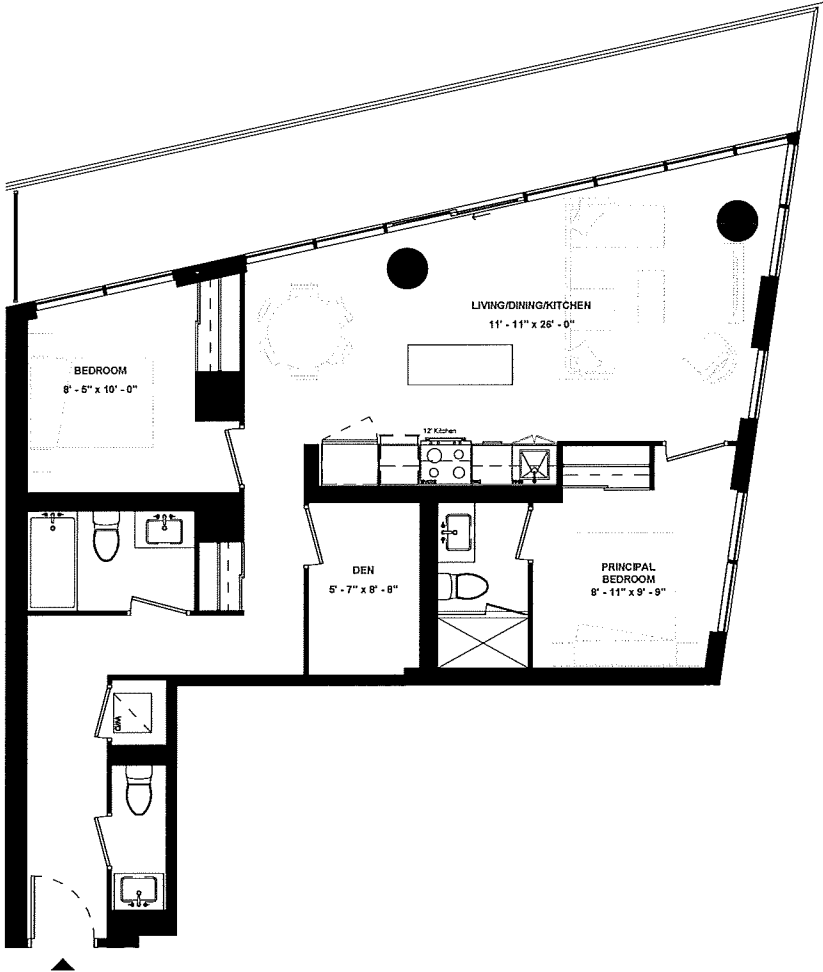
LEVEL 16



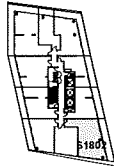
ISSUE DATE: 2023/06/02

Disclaimer: Drawings are not to scale. Materials, specifications, & floor plans are subject to change without notice. All renderings are artist's conceptions. All areas and stated room dimensions are approximate. Actual usable floor space may vary from the stated floor area. Floor area measured in accordance with Home Construction Regulatory Authority Directive, E.50.E. Balcony sizes and configurations vary depending on floor level locations.

SUITE 1802



SUITE TYPE: 2B+D
 SUITE AREA: 978 SQFT
 BALCONY / TERRACE: 223 SQFT



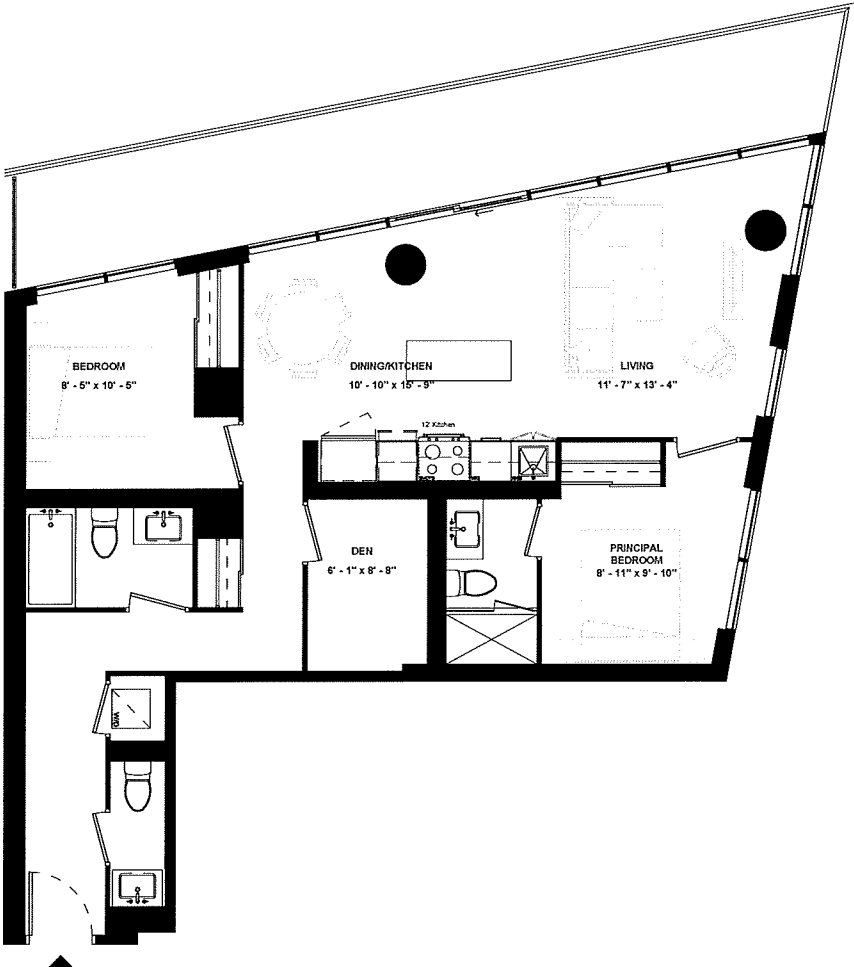
LEVEL 18



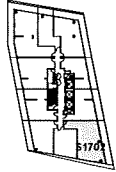
ISSUE DATE: 2023/06/02

Disclaimer: Drawings are not to scale. Materials, specifications, & floor plans are subject to change without notice. All renderings are artist's conceptions. All areas and stated room dimensions are approximate. Actual usable floor space may vary from the stated floor area. Floor area measured in accordance with Home Construction Regulatory Authority Directive. E.&O.E. Balcony sizes and configurations vary depending on floor level locations.

SUITE 1702



SUITE TYPE: 2B+D
 SUITE AREA: 1003 SQFT
 BALCONY / TERRACE: 231 SQFT



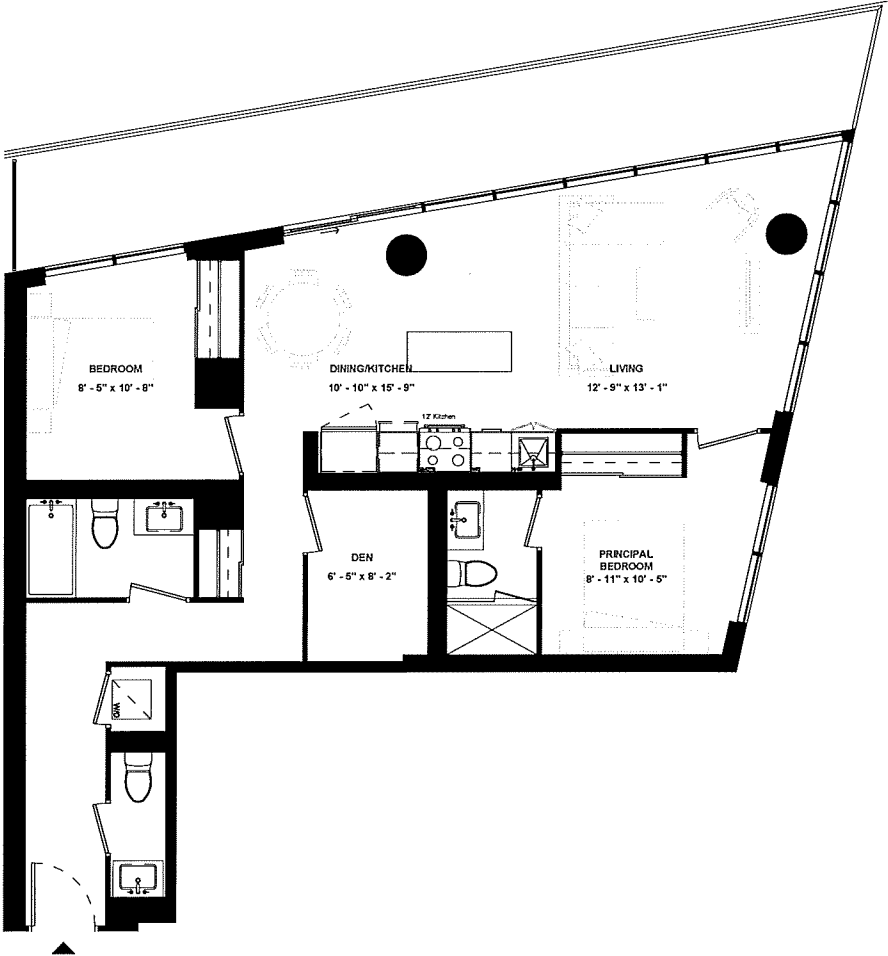
LEVEL 17



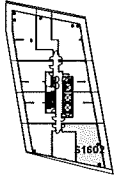
ISSUE DATE: 2023/06/02

Disclaimer: Drawings are not to scale. Materials, specifications, & floor plans are subject to change without notice. All renderings are artist's conceptions. All areas and stated room dimensions are approximate. Actual usable floor space may vary from the stated floor area. Floor area measured in accordance with Home Construction Regulatory Authority Directive. E.&O.E. Balcony sizes and configurations vary depending on floor level locations.

SUITE 1602



SUITE TYPE: 2B+D
 SUITE AREA: 1027 SQFT
 BALCONY / TERRACE: 238 SQFT



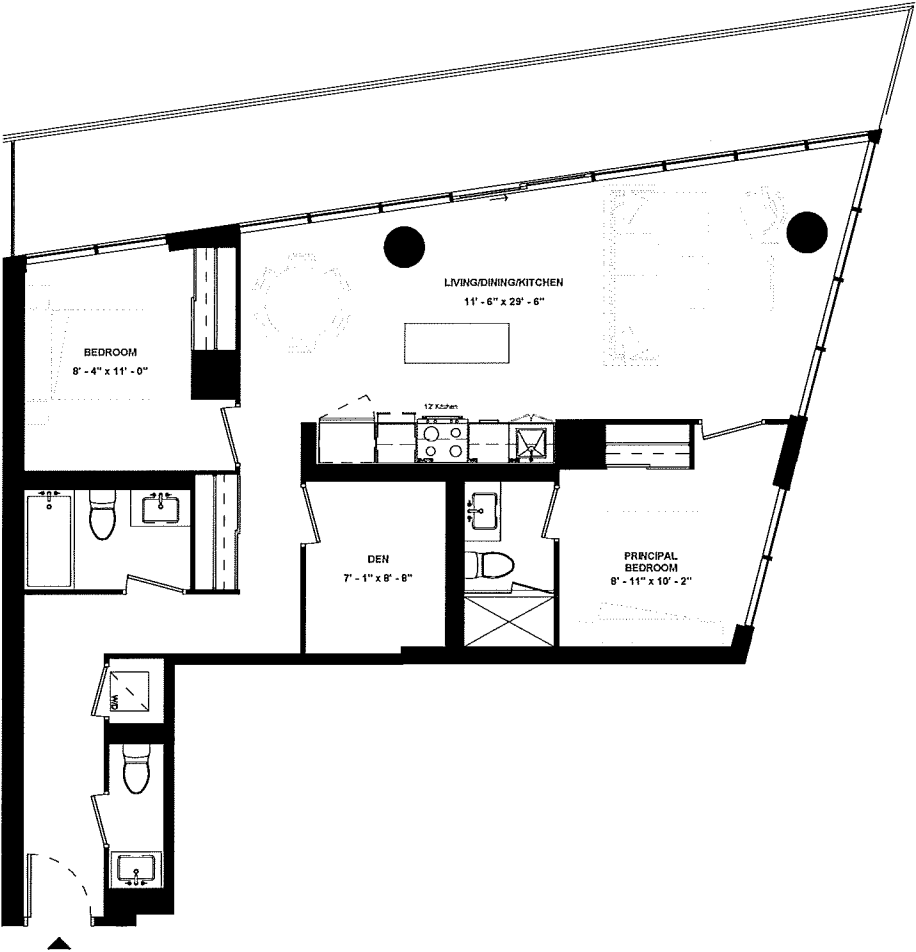
LEVEL 16



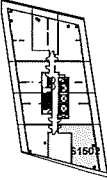
ISSUE DATE: 2023/06/02

Disclaimer: Drawings are not to scale. Materials, specifications, & floor plans are subject to change without notice. All renderings are artist's conceptions. All areas and stated room dimensions are approximate. Actual usable floor space may vary from the stated floor area. Floor area measured in accordance with Home Construction Regulatory Authority Directive. E.&O.E. Balcony sizes and configurations vary depending on floor level locations.

SUITE 1502



SUITE TYPE: 2B+D
 SUITE AREA: 1049 SQFT
 BALCONY / TERRACE: 246 SQFT



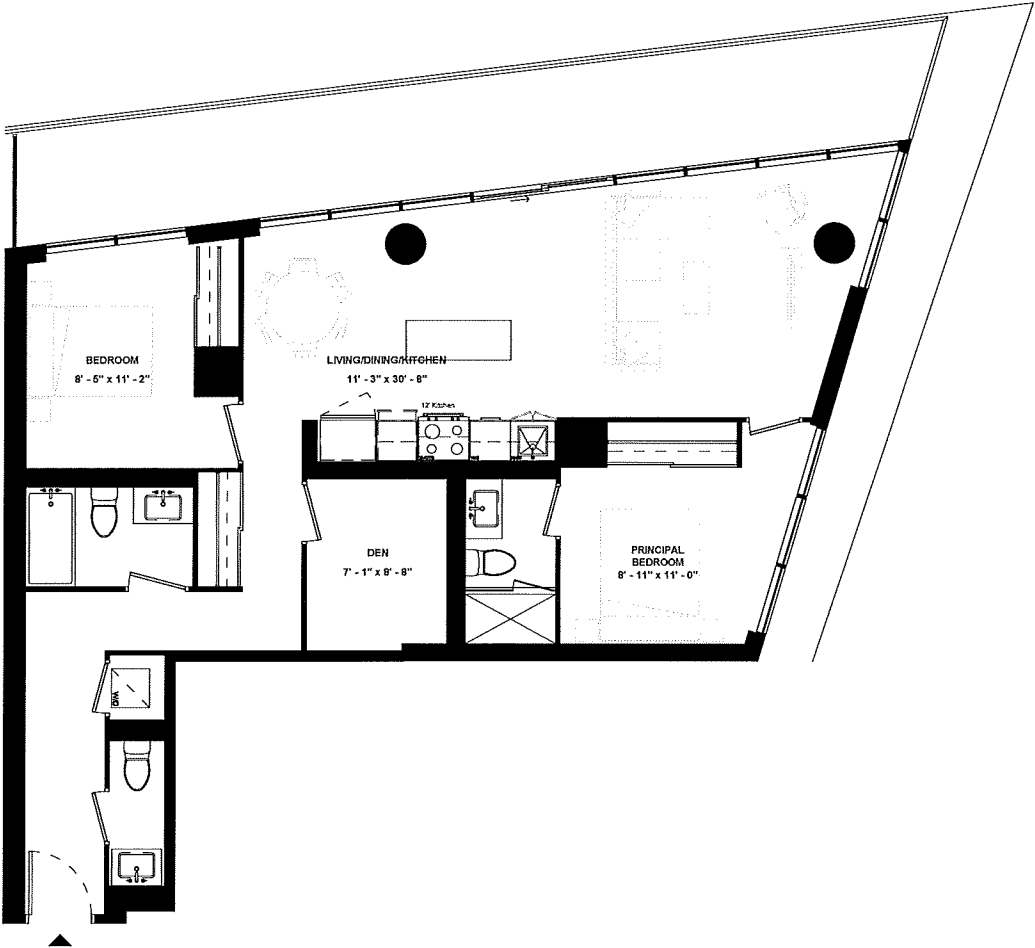
LEVEL 15



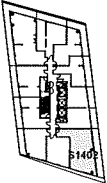
ISSUE DATE: 2023/06/02

Disclaimer: Drawings are not to scale. Materials, specifications, & floor plans are subject to change without notice. All renderings are artist's conceptions. All areas and stated room dimensions are approximate. Actual usable floor space may vary from the stated floor area. Floor area measured in accordance with Home Construction Regulatory Authority Directive. E.&O.E. Balcony sizes and configurations vary depending on floor level locations.

SUITE 1402



SUITE TYPE: 2B+D
 SUITE AREA: 1068 SQFT
 BALCONY / TERRACE: 254 SQFT



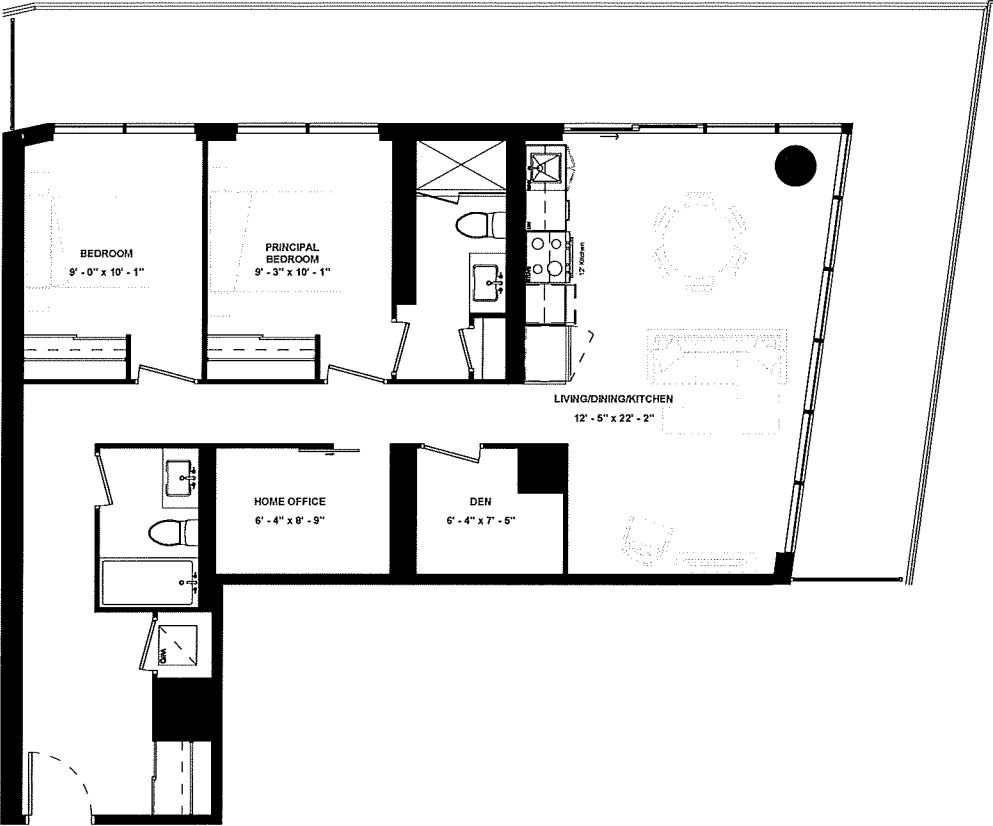
LEVEL 14



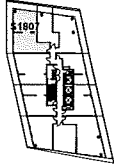
ISSUE DATE: 2023/06/02

Disclaimer: Drawings are not to scale. Materials, specifications, & floor plans are subject to change without notice. All renderings are artist's conceptions. All areas and stated room dimensions are approximate. Actual usable floor space may vary from the stated floor area. Floor area measured in accordance with Home Construction Regulatory Authority Directive. E.&O.E. Balcony sizes and configurations vary depending on floor level locations.

SUITE 1807



SUITE TYPE: 2B+DEN+HOME OFFICE
 SUITE AREA: 1072 SQFT
 BALCONY / TERRACE: 394 SQFT



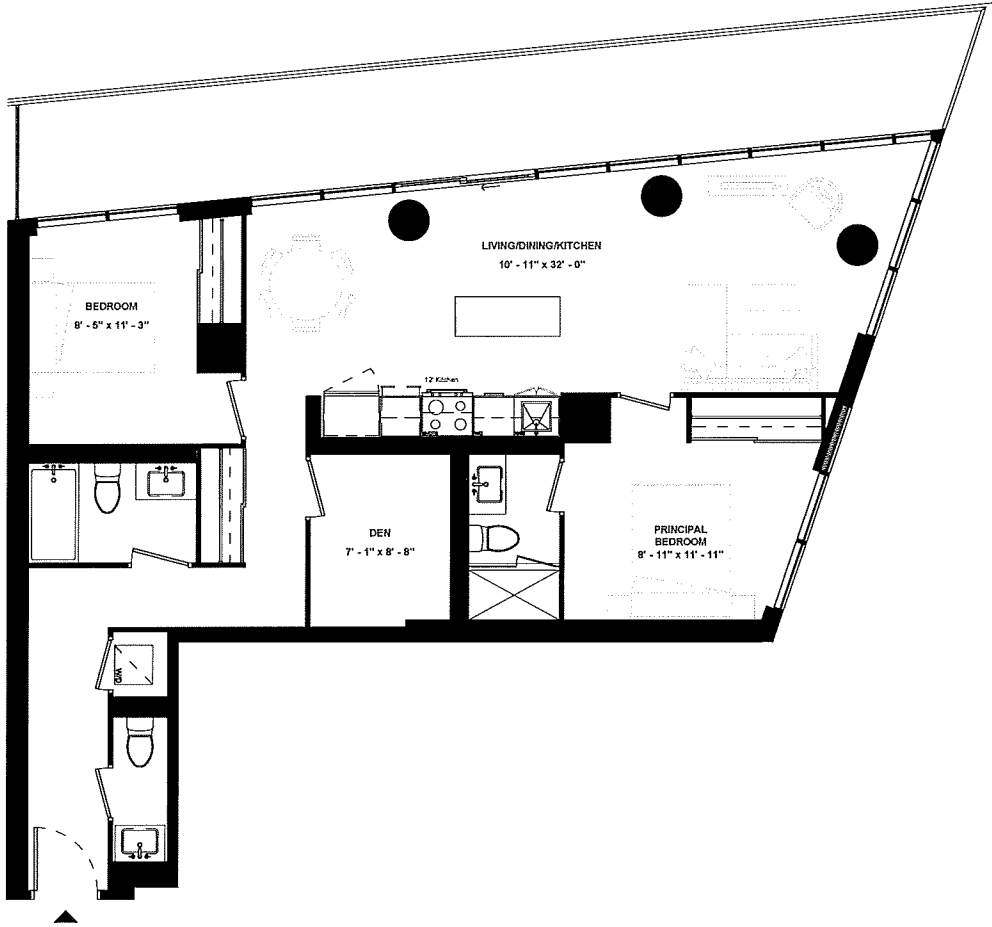
LEVEL 18



ISSUE DATE: 2023/06/02

Disclaimer: Drawings are not to scale. Materials, specifications, & floor plans are subject to change without notice. All renderings are artist's conceptions. All areas and stated room dimensions are approximate. Actual usable floor space may vary from the stated floor area. Floor area measured in accordance with Home Construction Regulatory Authority Directive, E.&O.E. Balcony sizes and configurations vary depending on floor level locations.

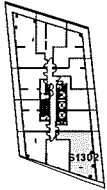
SUITE 1302



SUITE TYPE: 2B+D
SUITE AREA: 1083 SQFT
BALCONY / TERRACE: 262 SQFT



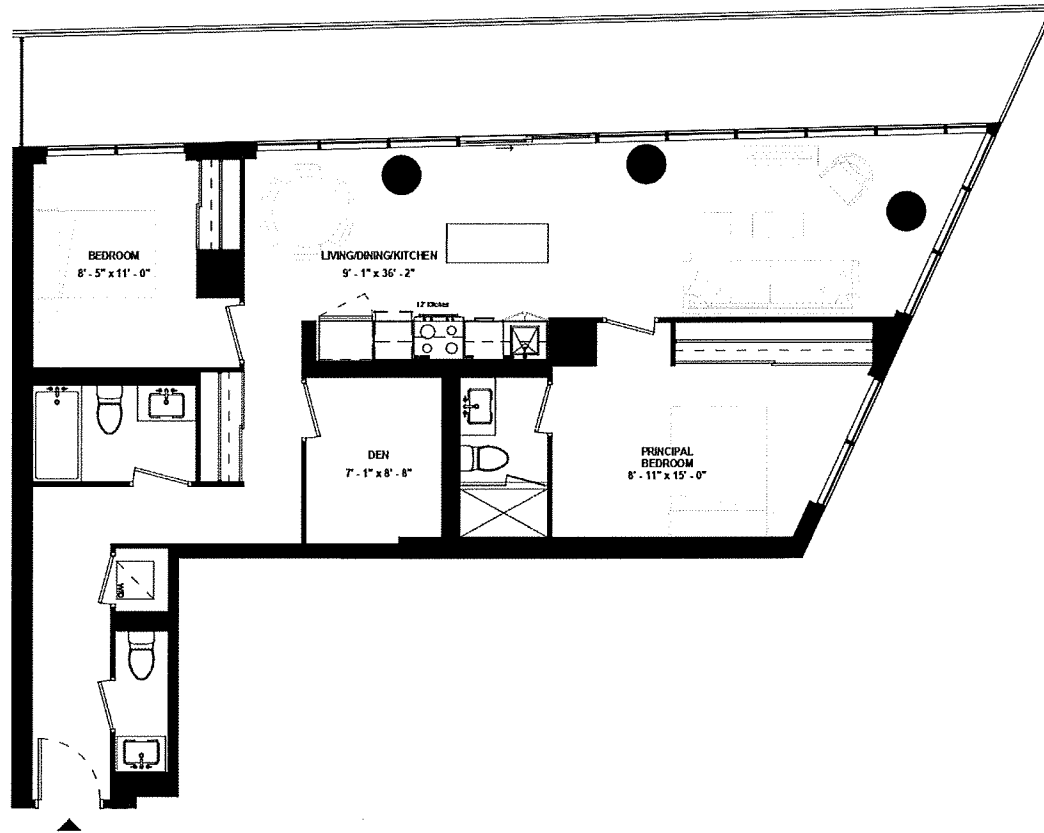
ISSUE DATE: 2023/06/02



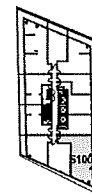
LEVEL 13

Disclaimer: Drawings are not to scale. Materials, specifications, & floor plans are subject to change without notice. All renderings are artist's conceptions. All areas and stated room dimensions are approximate. Actual usable floor space may vary from the stated floor area. Floor area measured in accordance with Home Construction Regulatory Authority Directive, E.&O.E. Balcony sizes and configurations vary depending on floor level locations.

SUITE 1002



SUITE TYPE: 2B+D
SUITE AREA: 1095 SQFT
BALCONY / TERRACE: 286 SQFT



LEVEL 10

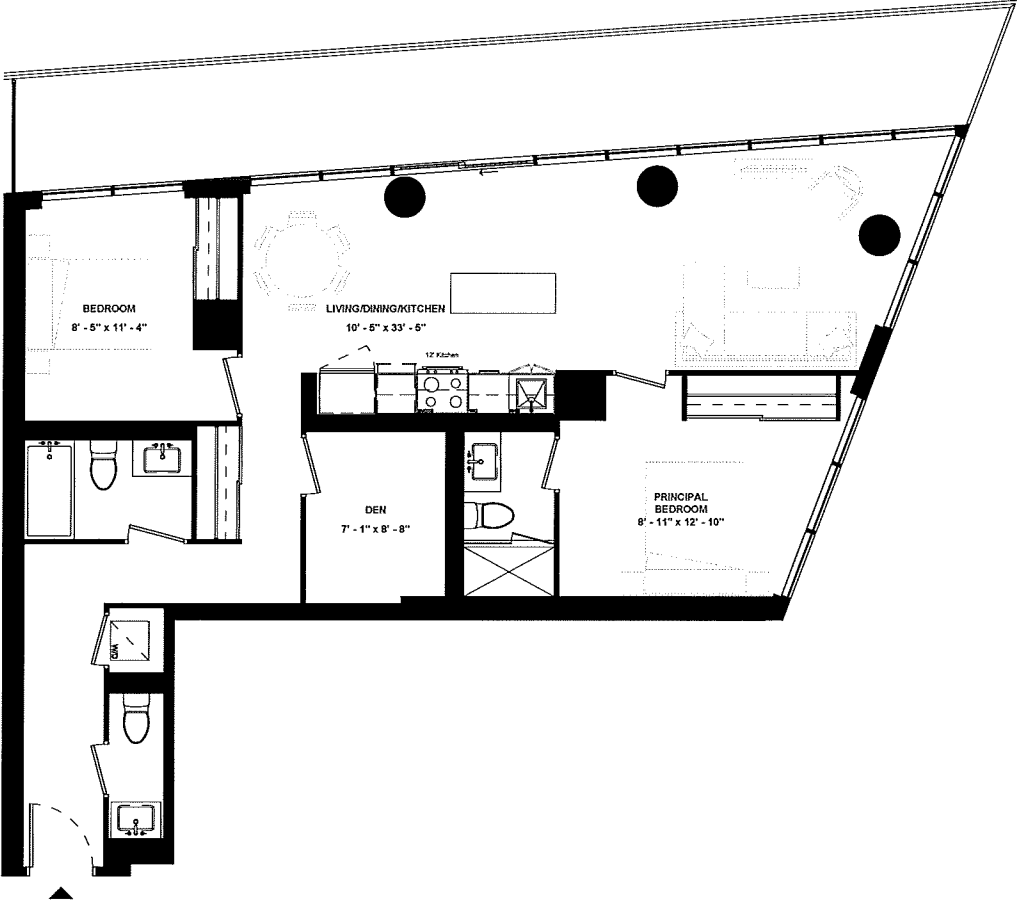


HARHAY
DEVELOPMENTS

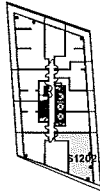
ISSUE DATE: 2023/06/02

Disclaimer: Drawings are not to scale. Materials, specifications, & floor plans are subject to change without notice. All renderings are artist's conceptions. All areas and stated room dimensions are approximate. Actual usable floor space may vary from the stated floor area. Floor area measured in accordance with Home Construction Regulatory Authority Directive. E.&O.E. Balcony sizes and configurations vary depending on floor level locations.

SUITE 1202



SUITE TYPE: 2B+D
 SUITE AREA: 1095 SQFT
 BALCONY / TERRACE: 270 SQFT



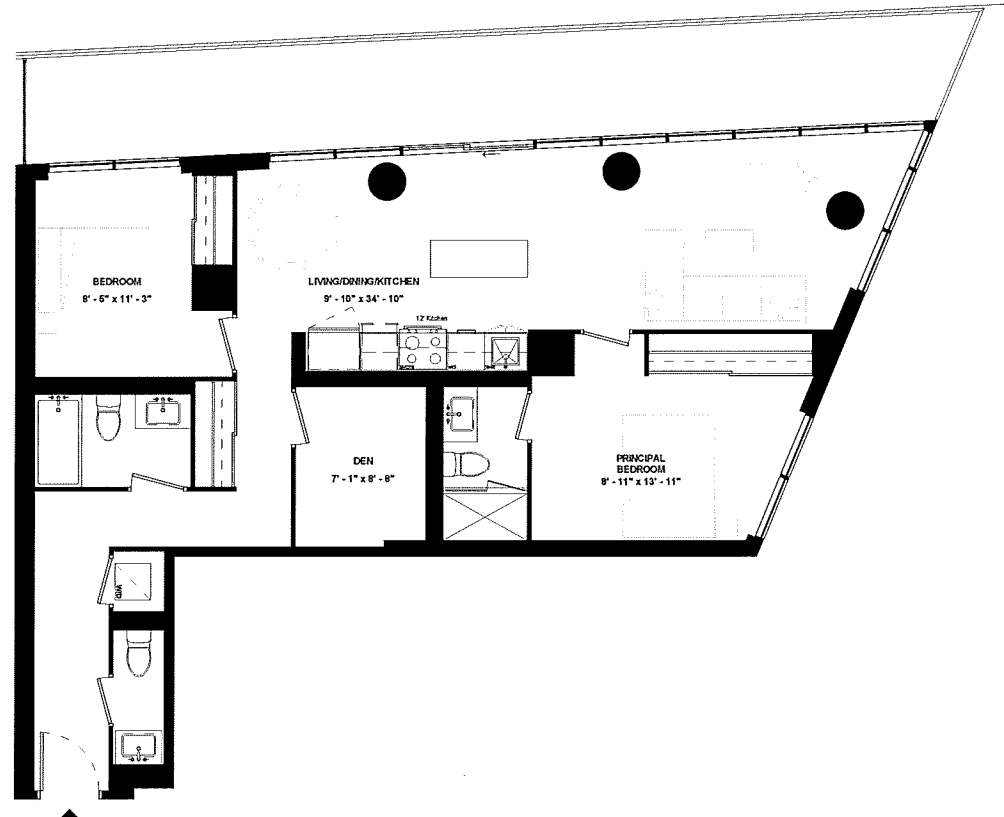
LEVEL 12



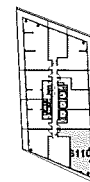
ISSUE DATE: 2023/06/02

Disclaimer: Drawings are not to scale. Materials, specifications, & floor plans are subject to change without notice. All renderings are artist's conceptions. All areas and stated room dimensions are approximate. Actual usable floor space may vary from the stated floor area. Floor area measured in accordance with Home Construction Regulatory Authority Directive. E.&O.E. Balcony sizes and configurations vary depending on floor level locations.

SUITE 1102



SUITE TYPE: 2B+D
SUITE AREA: 1102 SQFT
BALCONY / TERRACE: 278 SQFT

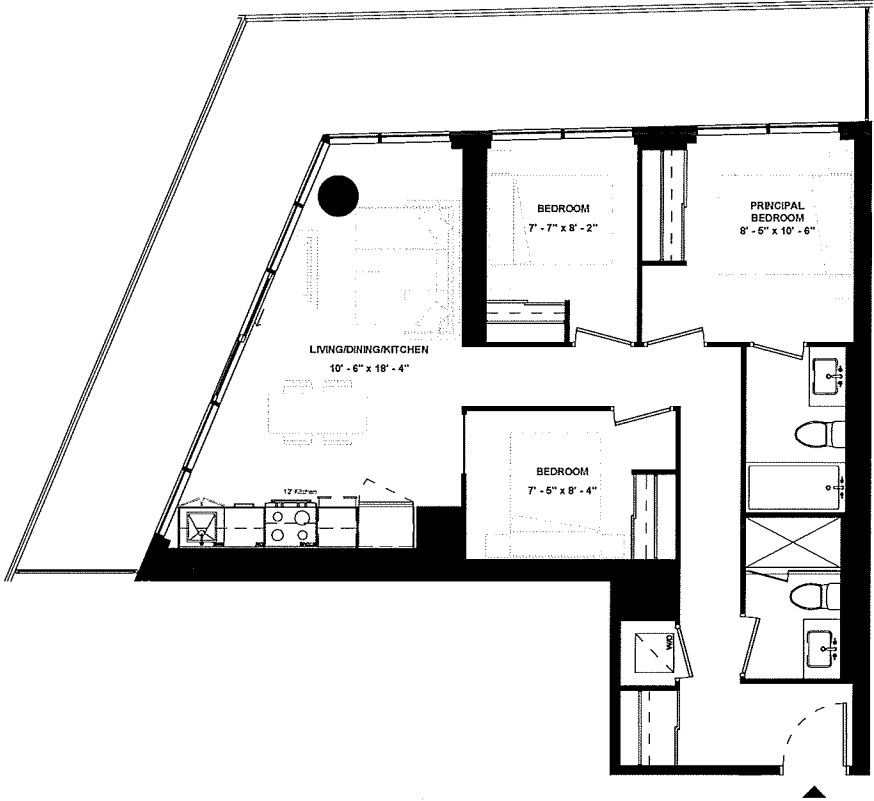


LEVEL 11

ISSUE DATE: 2023/06/02

Disclaimer: Drawings are not to scale. Materials, specifications, & floor plans are subject to change without notice. All renderings are artist's conceptions. All areas and stated room dimensions are approximate. Actual usable floor space may vary from the stated floor area. Floor area measured in accordance with Home Construction Regulatory Authority Directive. E.&O.E. Balcony sizes and configurations vary depending on floor level locations.

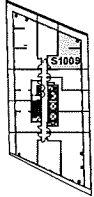
SUITE 1009



SUITE TYPE: 3B
 SUITE AREA: 847 SQFT
 BALCONY / TERRACE: 310 SQFT



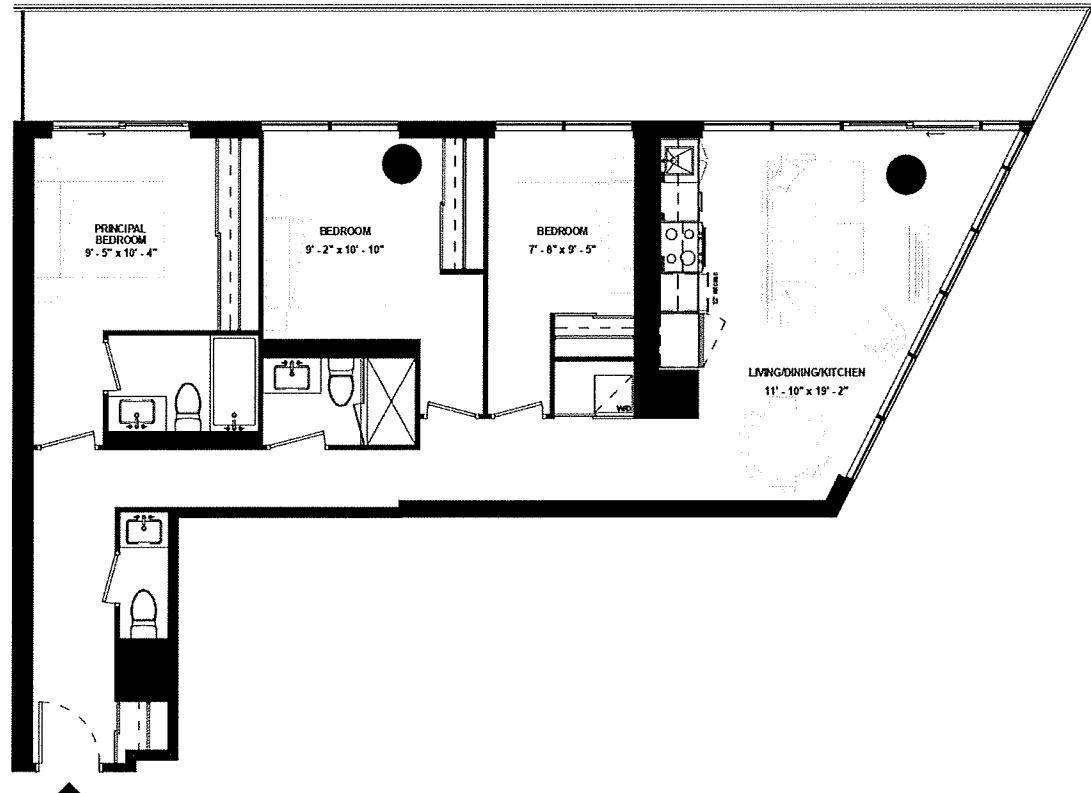
ISSUE DATE: 2023/06/02



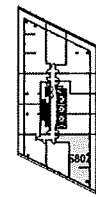
LEVEL 10

Disclaimer: Drawings are not to scale. Materials, specifications, & floor plans are subject to change without notice. All renderings are artist's conceptions. All areas and stated room dimensions are approximate. Actual usable floor space may vary from the stated floor area. Floor area measured in accordance with Home Construction Regulatory Authority Directive, E.&O.E. Balcony sizes and configurations vary depending on floor level locations.

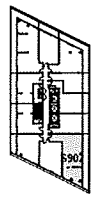
SUITE 802 & SUITE 902



SUITE TYPE: 3B
 SUITE AREA: 1079 SQFT
 BALCONY / TERRACE: 296 SQFT



LEVEL 08



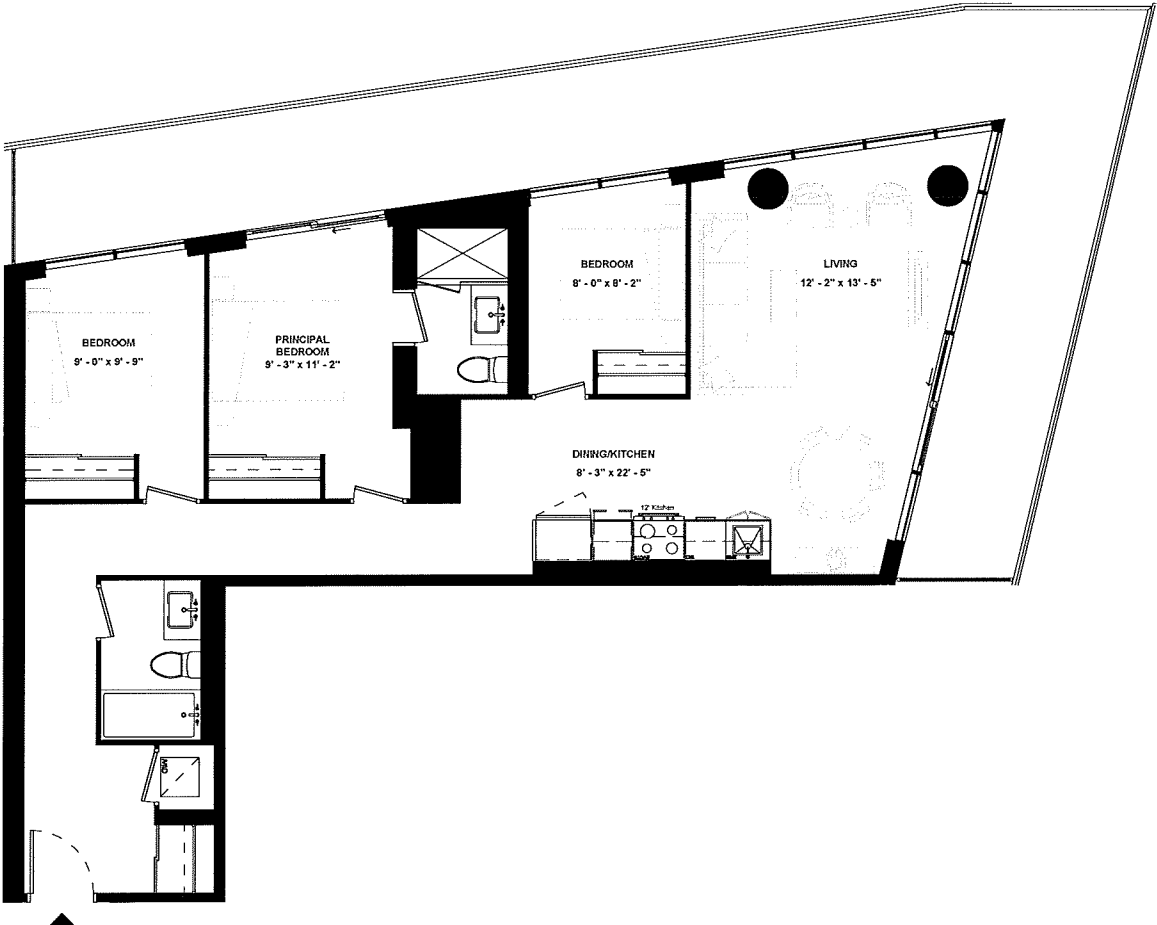
LEVEL 09



ISSUE DATE: 2023/06/02

Disclaimer: Drawings are not to scale. Materials, specifications, & floor plans are subject to change without notice. All renderings are artist's conceptions. All areas and stated room dimensions are approximate. Actual usable floor space may vary from the stated floor area. Floor area measured in accordance with Home Construction Regulatory Authority Directive, E & O E. Balcony sizes and configurations vary depending on floor level locations.

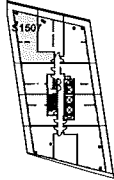
SUITE 1507



SUITE TYPE: 3B
 SUITE AREA: 1087 SQFT
 BALCONY / TERRACE: 443 SQFT



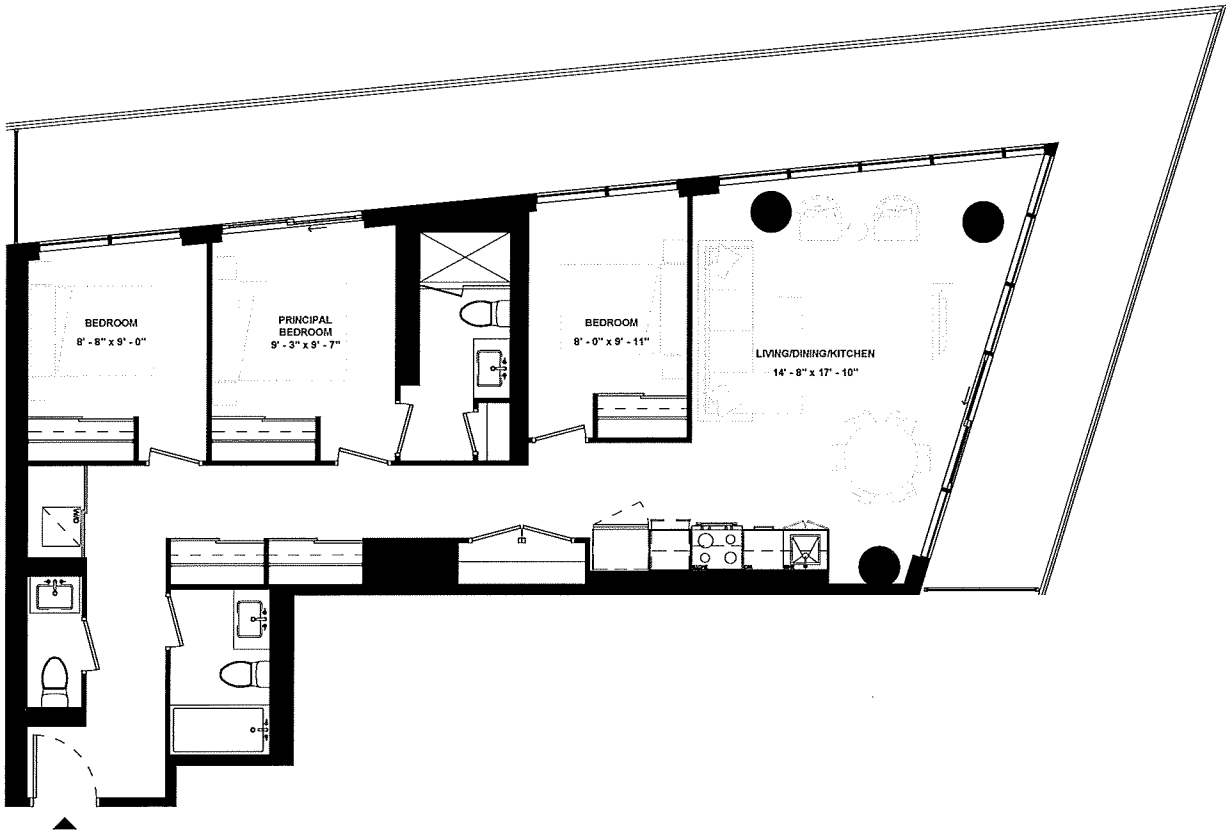
ISSUE DATE: 2023/06/02



LEVEL 15

Disclaimer: Drawings are not to scale. Materials, specifications, & floor plans are subject to change without notice. All renderings are artist's conceptions. All areas and stated room dimensions are approximate. Actual usable floor space may vary from the stated floor area. Floor area measured in accordance with Home Construction Regulatory Authority Directive, E.&O.E. Balcony sizes and configurations vary depending on floor level locations.

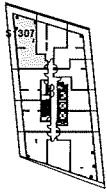
SUITE 1307



SUITE TYPE: 3B
 SUITE AREA: 1114 SQFT
 BALCONY / TERRACE: 460 SQFT



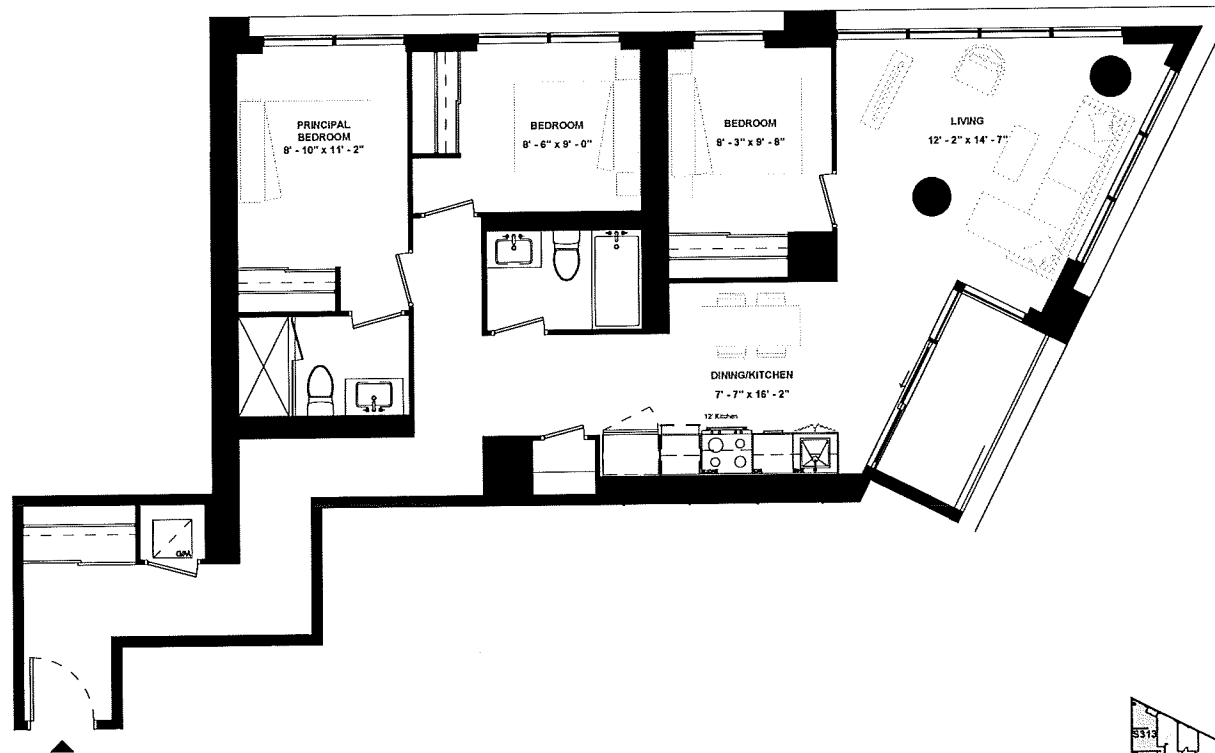
ISSUE DATE: 2023/06/02



LEVEL 13

Disclaimer: Drawings are not to scale. Materials, specifications, & floor plans are subject to change without notice. All renderings are artist's conceptions. All areas and stated room dimensions are approximate. Actual usable floor space may vary from the stated floor area. Floor area measured in accordance with Home Construction Regulatory Authority Directive. E.&O.E. Balcony sizes and configurations vary depending on floor level locations.

**SUITE 313 &
SUITE 413 &
SUITE 513**



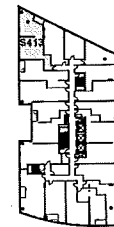
SUITE TYPE: 3B
 SUITE AREA: 1123 SQFT
 BALCONY / TERRACE: 45 SQFT



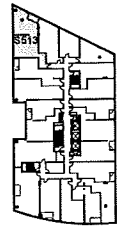
ISSUE DATE: 2023/08/02



LEVEL 03



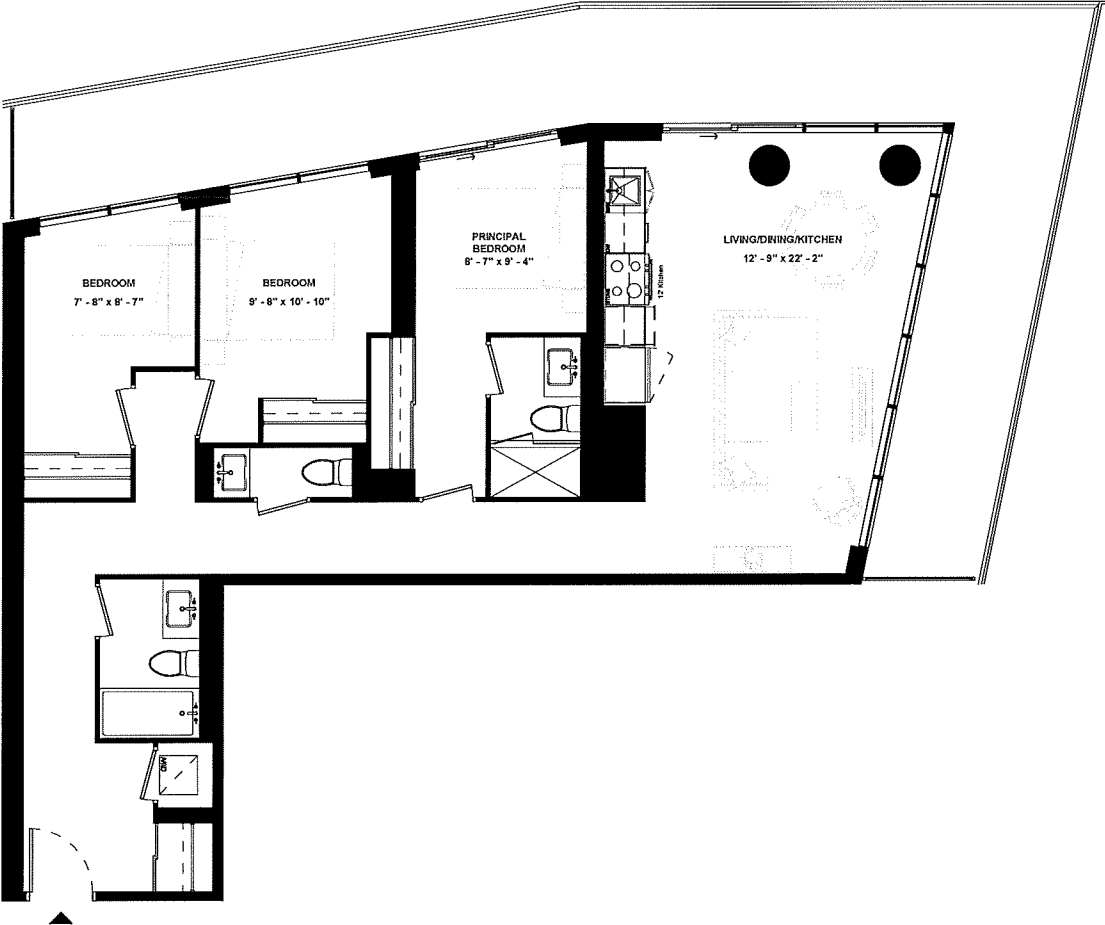
LEVEL 04



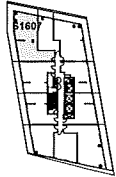
LEVEL 05

Disclaimer: Drawings are not to scale. Materials, specifications, & floor plans are subject to change without notice. All renderings are artist's conceptions. All areas and stated room dimensions are approximate. Actual usable floor space may vary from the stated floor area. Floor area measured in accordance with Home Construction Regulatory Authority Directive, E.&O.E. Balcony sizes and configurations vary depending on floor level locations.

SUITE 1607



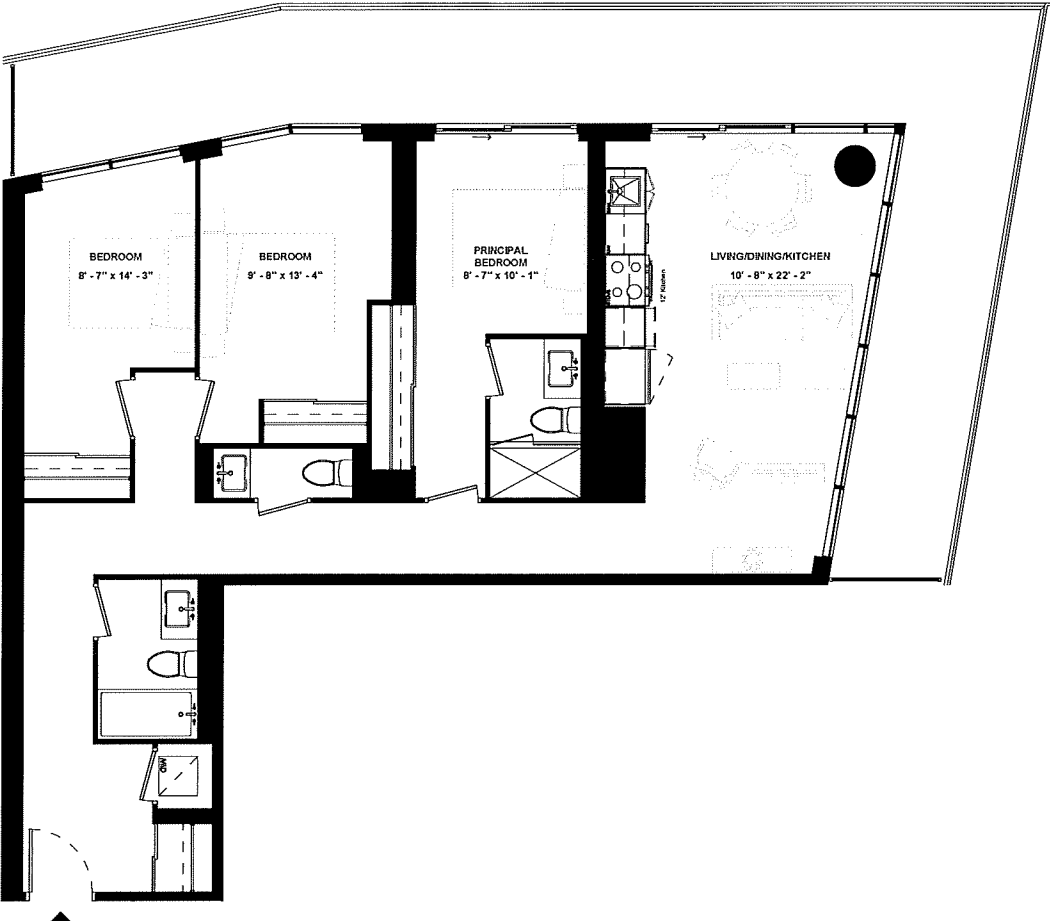
SUITE TYPE: 3B
 SUITE AREA: 1142 SQFT
 BALCONY / TERRACE: 428 SQFT



ISSUE DATE: 2023/06/02

Disclaimer: Drawings are not to scale. Materials, specifications, & floor plans are subject to change without notice. All renderings are artist's conceptions. All areas and slated room dimensions are approximate. Actual usable floor space may vary from the slated floor area. Floor area measured in accordance with Home Construction Regulatory Authority Directive, E.&O.E. Balcony sizes and configurations vary depending on floor level locations.

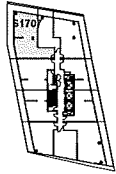
SUITE 1707



SUITE TYPE: 3B
 SUITE AREA: 1146 SQFT
 BALCONY / TERRACE: 411 SQFT



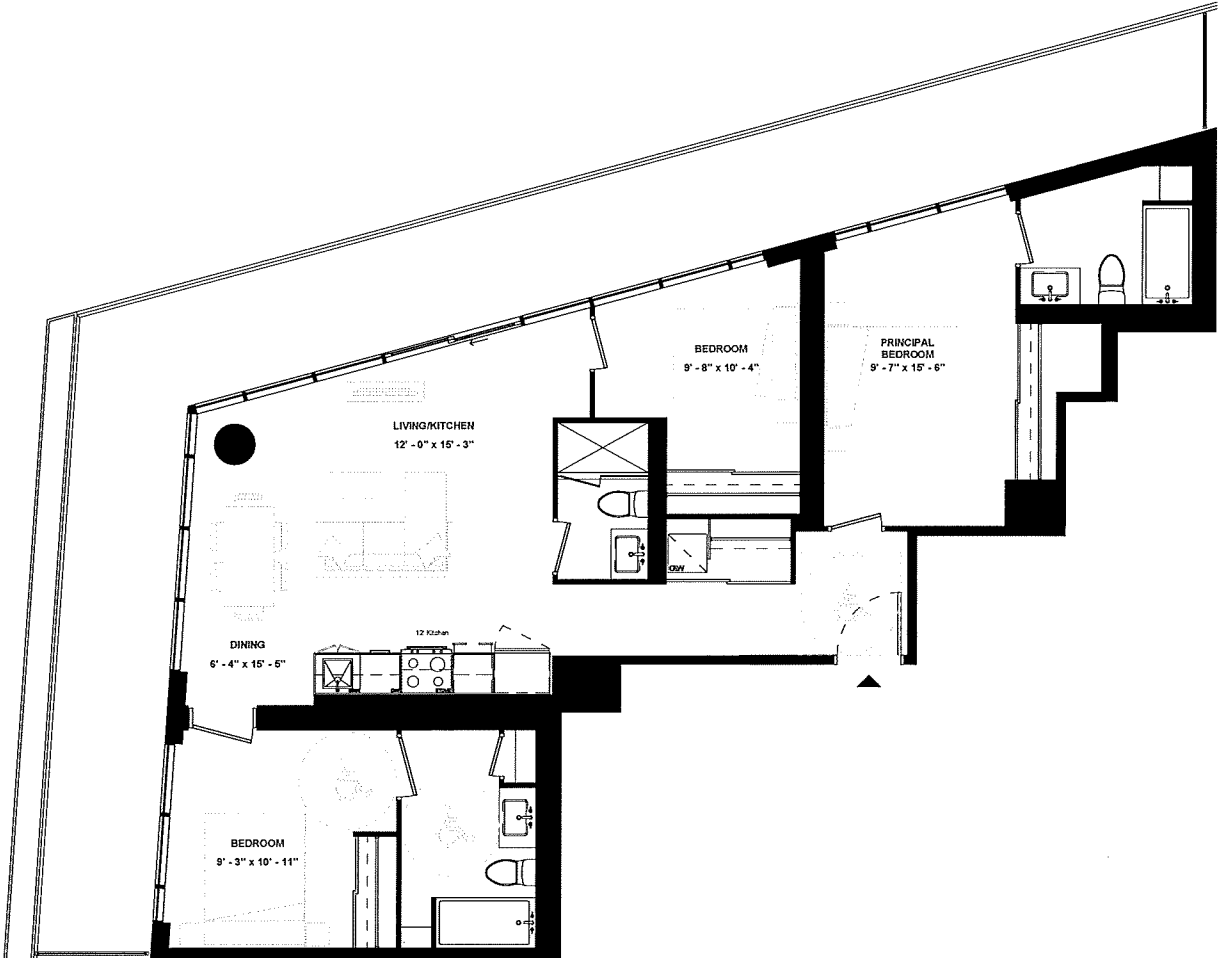
ISSUE DATE: 2023/06/02



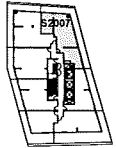
LEVEL 17

Disclaimer: Drawings are not to scale. Materials, specifications, & floor plans are subject to change without notice. All renderings are artist's conceptions. All areas and stated room dimensions are approximate. Actual usable floor space may vary from the stated floor area. Floor area measured in accordance with Home Construction Regulatory Authority Directive, E.&O.E. Balcony sizes and configurations vary depending on floor level locations.

SUITE 2007



SUITE TYPE: 3B (BF)
 SUITE AREA: 1172 SQFT
 BALCONY / TERRACE: 471 SQFT



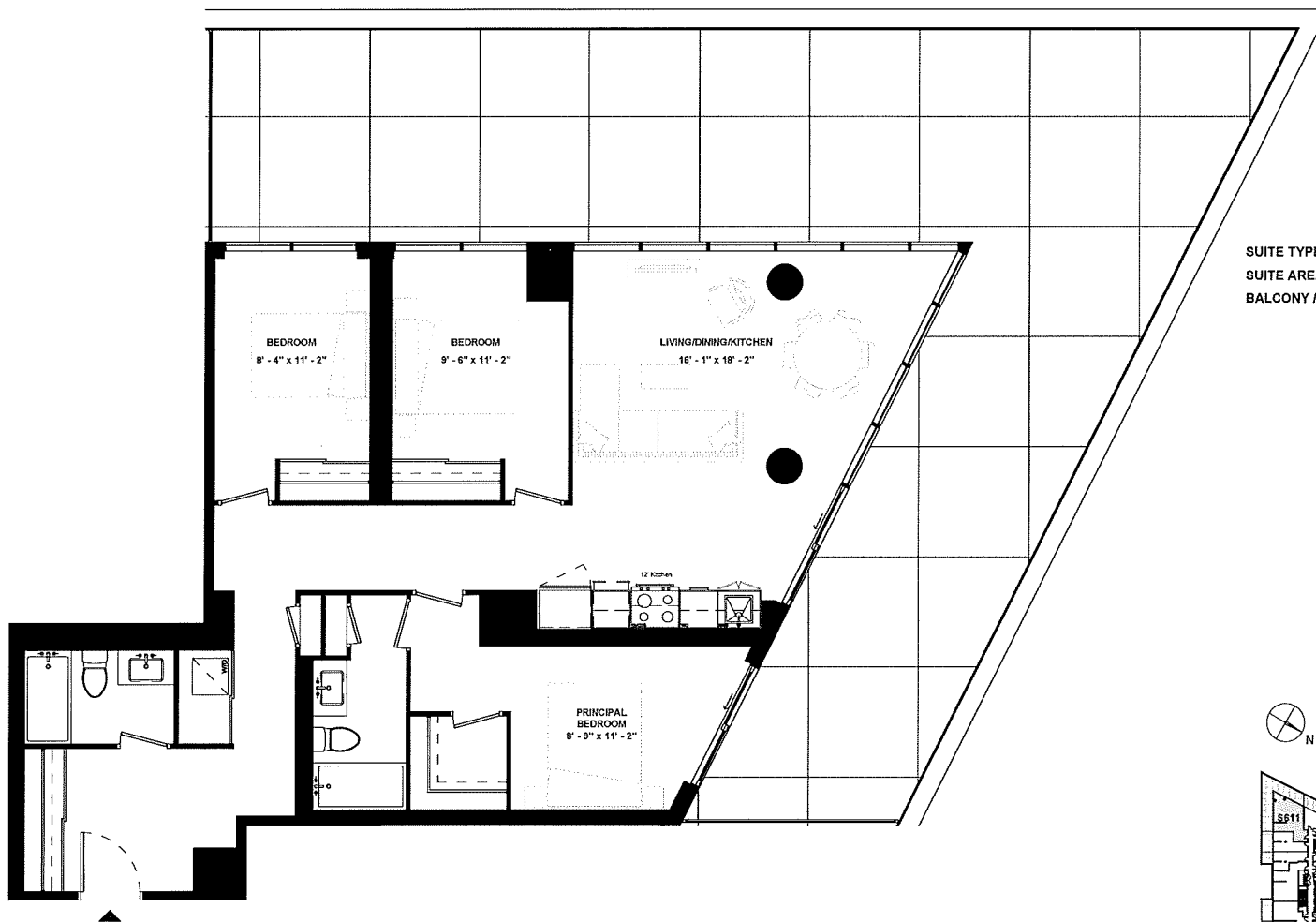
LEVEL 20



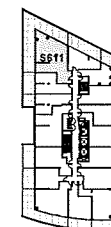
ISSUE DATE: 2023/06/02

Disclaimer: Drawings are not to scale. Materials, specifications, & floor plans are subject to change without notice. All renderings are artist's conceptions. All areas and stated room dimensions are approximate. Actual usable floor space may vary from the stated floor area. Floor area measured in accordance with Home Construction Regulatory Authority Directive, E.S.O.E. Balcony sizes and configurations vary depending on floor level locations.

SUITE 611



SUITE TYPE: 3B
SUITE AREA: 1204 SQFT
BALCONY / TERRACE: 962 SQFT



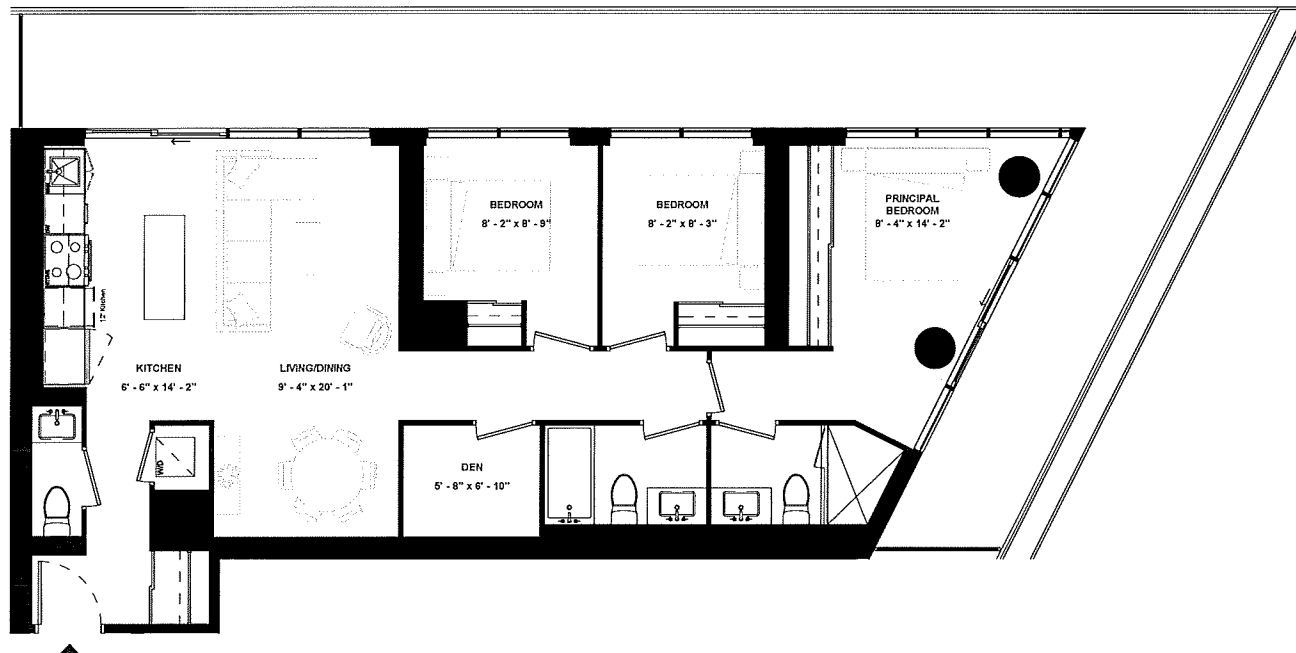
LEVEL 06



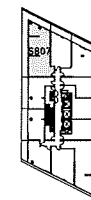
ISSUE DATE: 2023/06/02

Disclaimer: Drawings are not to scale. Materials, specifications, & floor plans are subject to change without notice. All renderings are artist's conceptions. All areas and stated room dimensions are approximate. Actual usable floor space may vary from the stated floor area. Floor area measured in accordance with Home Construction Regulatory Authority Directive, E.&O.E. Balcony sizes and configurations vary depending on floor level locations.

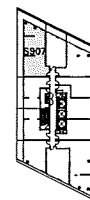
SUITE 807 & SUITE 907



SUITE TYPE: 3B+D
 SUITE AREA: 1076 SQFT
 BALCONY / TERRACE: 469 SQFT



LEVEL 08



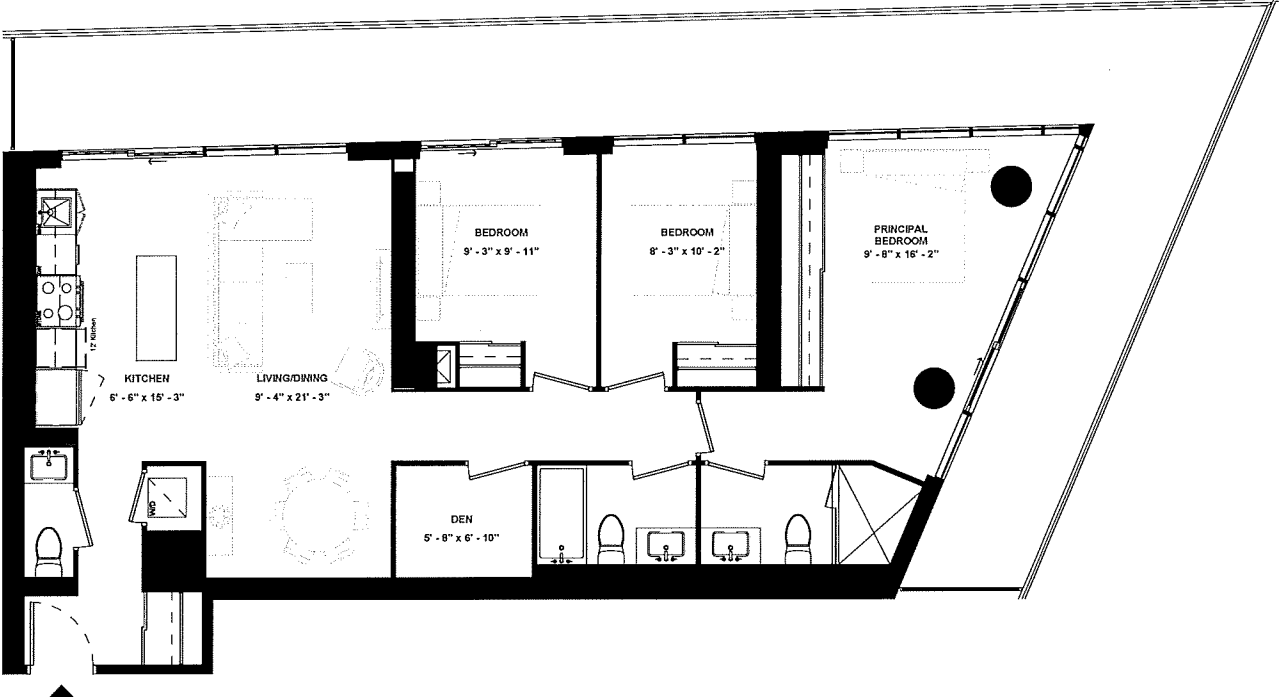
LEVEL 09



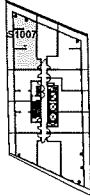
ISSUE DATE: 2023/06/02

Disclaimer: Drawings are not to scale. Materials, specifications, & floor plans are subject to change without notice. All renderings are artist's conceptions. All areas and stated room dimensions are approximate. Actual usable floor space may vary from the stated floor area. Floor area measured in accordance with Home Construction Regulatory Authority Directive. E.&O.E. Balcony sizes and configurations vary depending on floor level locations.

SUITE 1007



SUITE TYPE: 3B+D
 SUITE AREA: 1175 SQFT
 BALCONY / TERRACE: 481 SQFT



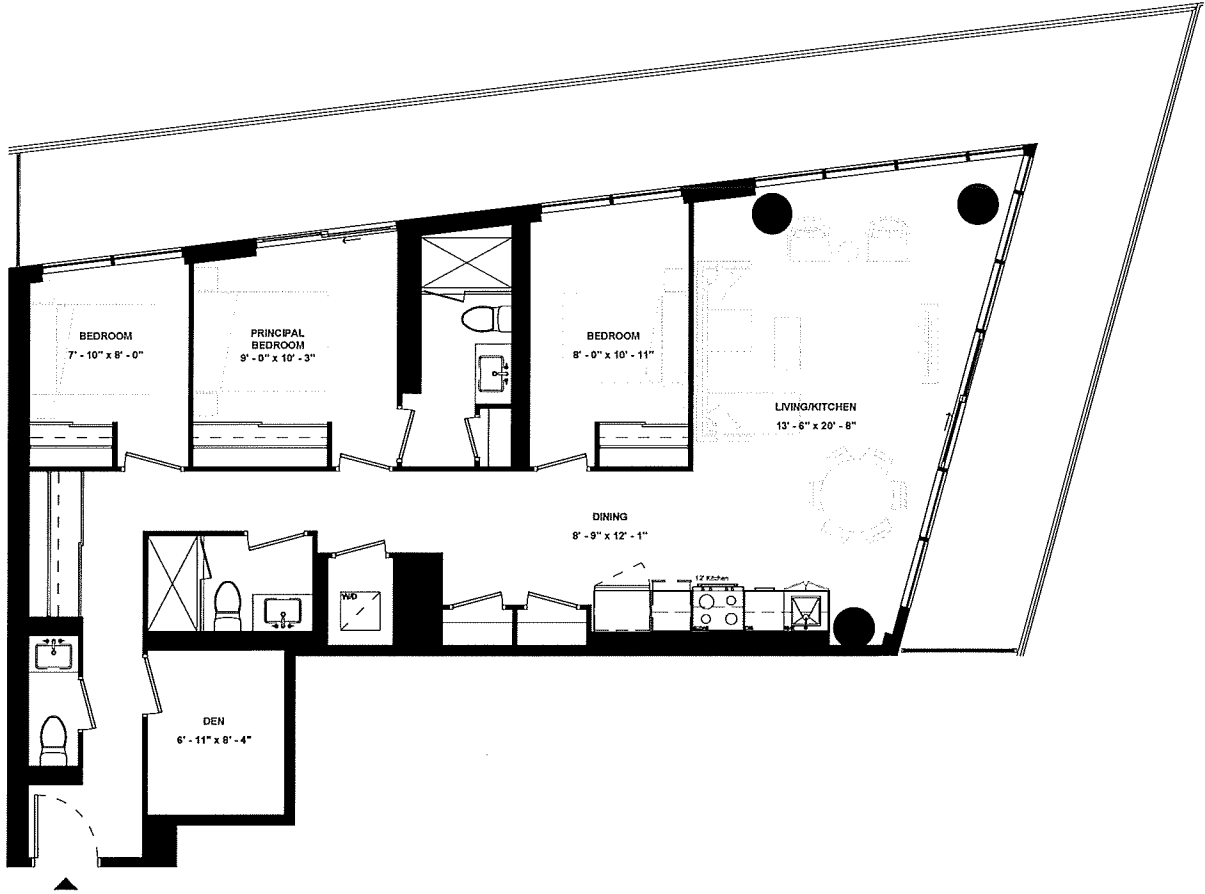
LEVEL 10



ISSUE DATE: 2023/06/02

Disclaimer: Drawings are not to scale. Materials, specifications, & floor plans are subject to change without notice. All renderings are artist's conceptions. All areas and stated room dimensions are approximate. Actual usable floor space may vary from the stated floor area. Floor area measured in accordance with Home Construction Regulatory Authority Directive, E.50.E. Balcony sizes and configurations vary depending on floor level locations.

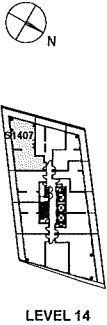
SUITE 1407



SUITE TYPE: 3B+D
 SUITE AREA: 1207 SQFT
 BALCONY / TERRACE: 468 SQFT



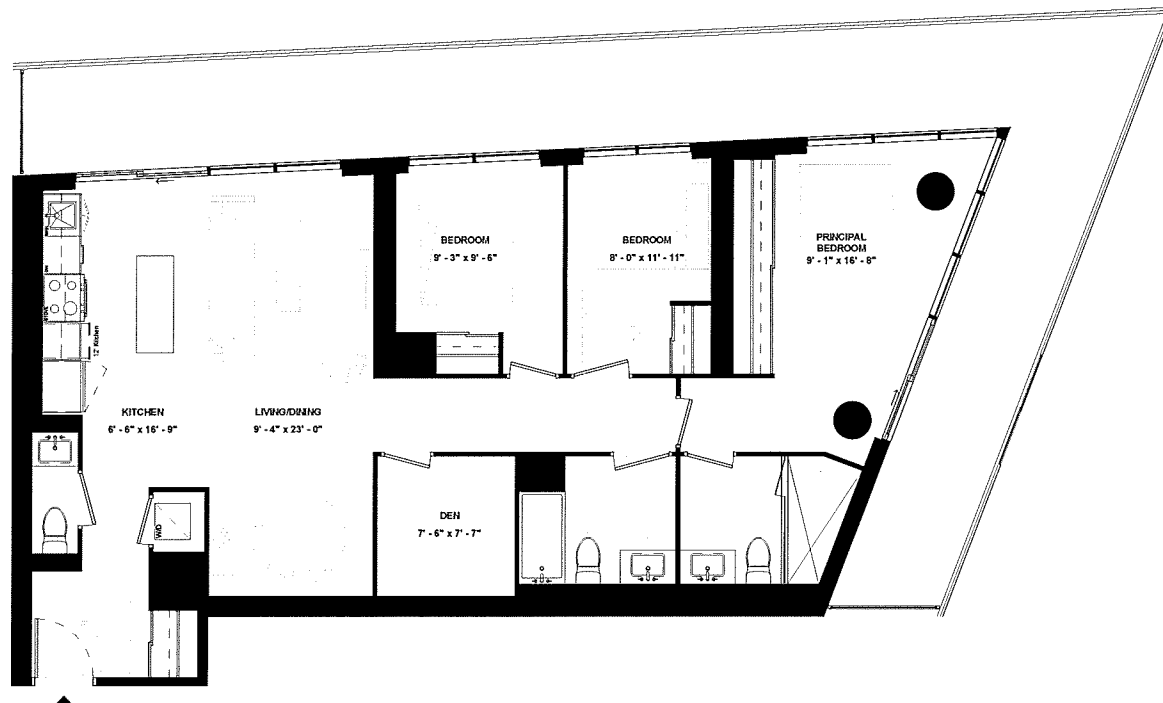
ISSUE DATE: 2023/06/02



LEVEL 14

Disclaimer: Drawings are not to scale. Materials, specifications, & floor plans are subject to change without notice. All renderings are artist's conceptions. All areas and stated room dimensions are approximate. Actual usable floor space may vary from the stated floor area. Floor area measured in accordance with Home Construction Regulatory Authority Directive. E.&O.E. Balcony sizes and configurations vary depending on floor level locations.

SUITE 1107



SUITE TYPE: 3B+D (BF)
SUITE AREA: 1251 SQFT
BALCONY / TERRACE: 490 SQFT

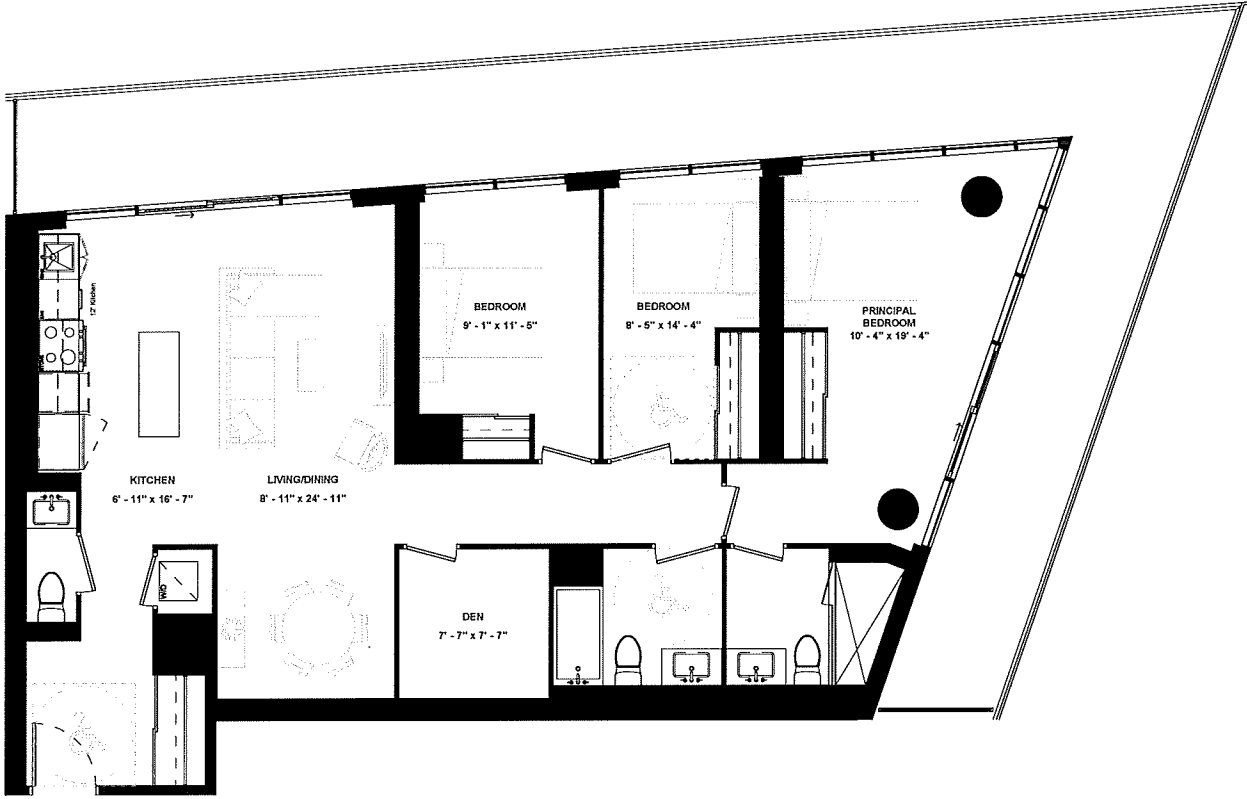


ISSUE DATE: 2023/06/02

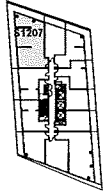
LEVEL 11

Disclaimer: Drawings are not to scale. Materials, specifications, & floor plans are subject to change without notice. All renderings are artist's conceptions. All areas and stated room dimensions are approximate. Actual usable floor space may vary from the stated floor area. Floor area measured in accordance with Home Construction Regulatory Authority Directive. E.&O.E. Balcony sizes and configurations vary depending on floor level locations.

SUITE 1207



SUITE TYPE: 3B+D (BF)
 SUITE AREA: 1344 SQFT
 BALCONY / TERRACE: 503 SQFT



LEVEL 12



ISSUE DATE: 2023/06/02

Disclaimer: Drawings are not to scale. Materials, specifications, & floor plans are subject to change without notice. All renderings are artist's conceptions. All areas and stated room dimensions are approximate. Actual usable floor space may vary from the stated floor area. Floor area measured in accordance with Home Construction Regulatory Authority Directive. E.&O.E. Balcony sizes and configurations vary depending on floor level locations.