

# IMPERIA

## FIT & FINISH SPECIFICATIONS

### THE BUILDING

- Built by Truman - Customer Choice Award Winner for highest satisfaction
- Peace of mind provided through our comprehensive warranty program: 1 Year on Workmanship & Materials, 2 Year Warranty of Delivery & Distribution, Systems, 5 Year Building Envelope Coverage, and a 10 Year Structural Warranty
- Concrete construction building with three high speed elevators and a spacious grand entrance lobby
- Energy efficient building design including mechanical and distribution systems
- Built-in smoke/heat detectors and in-suite water sprinkler system
- Individual suite utility metering for maximum energy savings, coupled with individual thermostat for temperature control
- Painted, secured, and heated underground parkade
- Intercom and security monitoring system in lobby






# IMPERIA

## FIT & FINISH SPECIFICATIONS

### THE SUITES

- Beautifully appointed interiors by our award-winning interior design team with a choice of 2 timeless interior color schemes
- Approximately 9ft ceilings throughout suite (excluding dropped areas required for mechanical, plumbing and/or electrical)
- Energy efficient aluminum framed windows and oversize doors/patio sliders (as per plan)
- **Air-conditioned suites** with smart Universe **WiFi enabled thermostat** control
- **Roller shade window coverings** throughout
- Custom designed solid core entry door and custom printed address plate
- A choice of 2 high quality hard surface **LVP flooring options** with acoustic underlay throughout all living areas
- In-suite technology featuring integrated wiring panel
- **Smart Plug USB plug** jack connection, and TV / Telephone connections in principal area
- Convenient in-suite Energy Star® front-load stacking washer and dryer centre, vented to the exterior with quick water shut off valve
- Brilliant lighting with custom made **LED contemporary light fixtures** and pot lights throughout
- Smooth panel doors with levered anti-scuff door hardware throughout
- Modern sleek line painted baseboards, door frames and casings
- Ample closet and storage shelving (as per plan)





# IMPERIA

## FIT & FINISH SPECIFICATIONS

### THE KITCHENS

- Floor to ceiling ergonomic TRUspace® contemporary kitchen cabinetry featuring premium finishes, accented by soft close door and drawer hardware and integrated storage
- Polished hard surface quartz eased edge countertops
- Stainless steel undermount sink with industrial high arc pull out single lever faucet
- Contemporary full height quartz backsplashes
- Custom made brushed metal cabinet door hardware
- Versatile easy access cutlery drawer
- Deep drawer for pots and pan
- High end energy saving appliance package including integrated panelled dishwasher & refrigerator, gas range, front-load washer & dryer (*as per plan*)





### THE BATHROOMS

- Polished hard surface quartz eased edge countertops
- Modern square edge tubs with sloping lumbar support accented by contemporary tiles, creating a luxe spa atmosphere
- TRUspace® integrated storage cabinetry
- TRUspace® vanity design with maximum storage in mind
- Porcelain top mount sink
- Matching bathroom hardware and accessories
- Environmentally conscious fixtures, shower heads, and toilets
- Safety and pressure-balancing mixing valves for tub and showers
- 10mil glass shower door (*as per plan*)





# IMPERIA

## FIT & FINISH SPECIFICATIONS



### HARDWARE

#### ALL SUITES

**1. Door Style**  
Lincoln Park


**2. Door Hardware**  
1948 Square Rose Lever  
(chrome)

**3. Base Finishing**  
Baseboard & Casing

**4. Bath Hardware**  
1948 Square Paper & Towel Bar  
(chrome)

**5. Sink Faucet**  
Delta Trinsic - Bath (chrome)  
Delta Trinsic - Kitchen (chrome)

**6. Bath Fixtures**  
Delta Trinsic (chrome)





# IMPERIA

## FIT & FINISH SPECIFICATIONS

### APPLIANCES

#### I BEDROOM SUITES

##### 1. Refrigerator

Fisher & Paykel - 24" Built-in panel ready  
with internal ice & water  
Model #RS2484WLUK

##### 2. Gas Range

Fisher & Paykel - 24" gas range & cooktop  
Model #OR24SDMBGX

##### 3. OTR Microwave

Whirlpool - 2.1 cu.ft. Over-the-Range  
Model #YWMH54521JZ

##### 4. Dishwasher

Fisher & Paykel - 24" Built-in panel ready  
Model #DW24U211

##### 5. Washer & Dryer

Whirlpool - Front-Load Washer & Dryer  
Model # YWED5620HW  
Model # WFW560CHW





# IMPERIA

## FIT & FINISH SPECIFICATIONS

### APPLIANCES

#### 2 BEDROOM SUITES

##### 1. Refrigerator

Fisher & Paykel - 36" Built-in panel ready  
French door with bottom freezer  
Model #RS36A72JIN

##### 2. Gas Range

Fisher & Paykel - 30" gas range & cooktop  
Model #OR30s

##### 3. Range Hood


Elica - 28" Palermo  
Model #EPR628S1

##### 4. Dishwasher

Fisher & Paykel - 24" Built-in panel ready  
Model #DW24U211

##### 5. Washer & Dryer

Whirlpool - Front-Load Washer & Dryer  
Model# WFW6620HC  
Model# WGD6620HC





# IMPERIA

CHOOSE YOUR  
COLOUR PALETTE

## L.A. COLOUR

### Flooring

1. LVP – Divine Quest Willow XL

2. LVT – Divine Passage Cleopatra  
(laundry / bathrooms)

### Tile Backsplash

3. White Subway Tile (kitchen/bathroom)

### Countertops

4. Quartz – GS Alaska Bianca White  
(kitchen / bathrooms)

### Cabinetry

5. White - Chill (H56) (kitchen)

### Paint

6. Architectural White C2 – 516  
(walls / trim)

## N.Y. COLOUR

### Flooring

1. LVP – Divine Quest Freshman

2. LVT – Divine Passage Cleopatra  
(laundry / bathrooms)

### Tile Backsplash

3. White Subway Tile (kitchen/bathroom)

### Countertops


4. Quartz – GS Alaska Bianca White  
(kitchen / bathrooms)

### Cabinetry

5. Grey - Haze (H57) (kitchen)

### Paint

6. Architectural White C2 – 516 (trim)  
7. Spray River 1048W (walls)



SELECTION:  
(Type NY or LA)



# IMPERIA

## FIT & FINISH SPECIFICATIONS

### AMENITIES

#### 1. Outdoor Patio

Bench & Seating Area

#### 2. BBQ Lounge

BBQ & Outdoor Seating

#### 3. Exercise Room

Gym & Climbing Wall

#### 4. Outdoor Fitness

Yoga Patio

#### 5. Indoor Fitness

Yoga Room

#### 6. Gamer Lounge

Golf Simulator

#### 7. Vault Lounge

Billiards, Bar & Seating Area

#### 8. Upper Vault

2nd Level Bar & Seating Area

#### 9. Pet Spa

Wash & Grooming Station

#### 10. Dog Run

Artificial Grass Area

#### 11. Media Lounge

Thatre Room

