

ORSON

WOLF WILLOW

± 653-662 SQ. FT.
2 BED
2 BATH



THE DEVELOPER AND BUILDER RESERVE THE RIGHT TO MAKE MODIFICATIONS AND CHANGES TO THE BUILDING, ANY UNIT, PARKING AREA AND STORAGE AREA DESIGN, SPECIFICATIONS, FEATURES AND FLOOR PLANS IN ORDER TO MAINTAIN THE HIGH STANDARDS OF THIS DEVELOPMENT OR TO COMPLY WITH MUNICIPAL REQUIREMENTS. THE SQUARE FOOTAGE AND ROOM DIMENSIONS ARE BASED ON ARCHITECTURAL DRAWINGS AND MEASUREMENTS. THE LOCATION OF UTILITIES MAY NOT BE ACCURATELY DEPICTED HEREIN. FURNITURE LAYOUTS DEPICT STANDARD FURNISHING SIZES AND ARE INTENDED FOR REFERENCE ONLY. ALL SIZES AND DIMENSIONS ARE APPROXIMATE AND ACTUAL AREA AND DIMENSIONS MAY VARY FROM THE PRELIMINARY PLANS TO THE FINAL SURVEY. ERRORS AND OMISSIONS EXCEPTED. IN THE EVENT OF DISCREPANCY BETWEEN THE MARKETING DOCUMENTS AND THE PURCHASE CONTRACT, THE PURCHASE CONTRACT WILL PREVAIL.

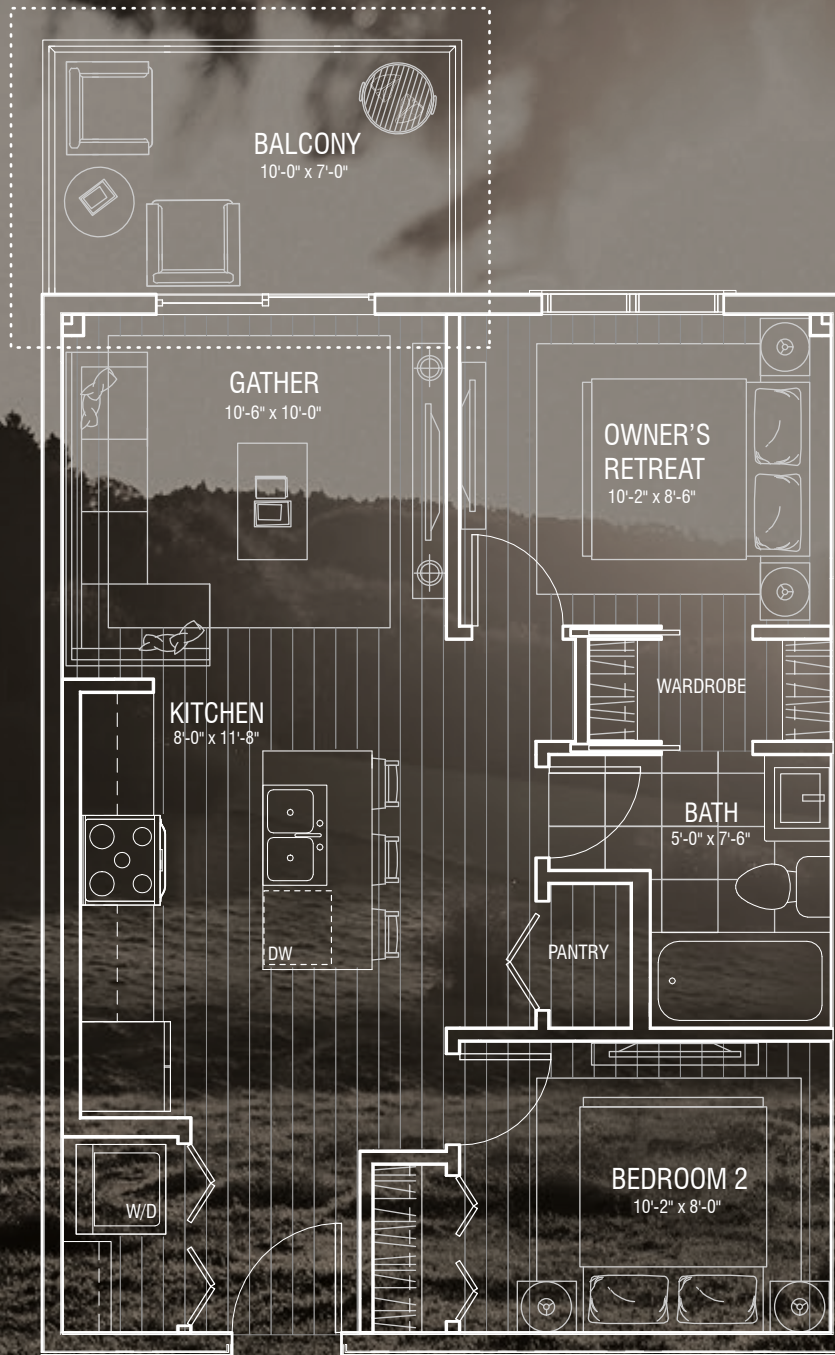
ORSON

WOLF WILLOW

± 648 SQ. FT.
2 BED
1 BATH

B

**balcony location
varies with floor level/exposure*



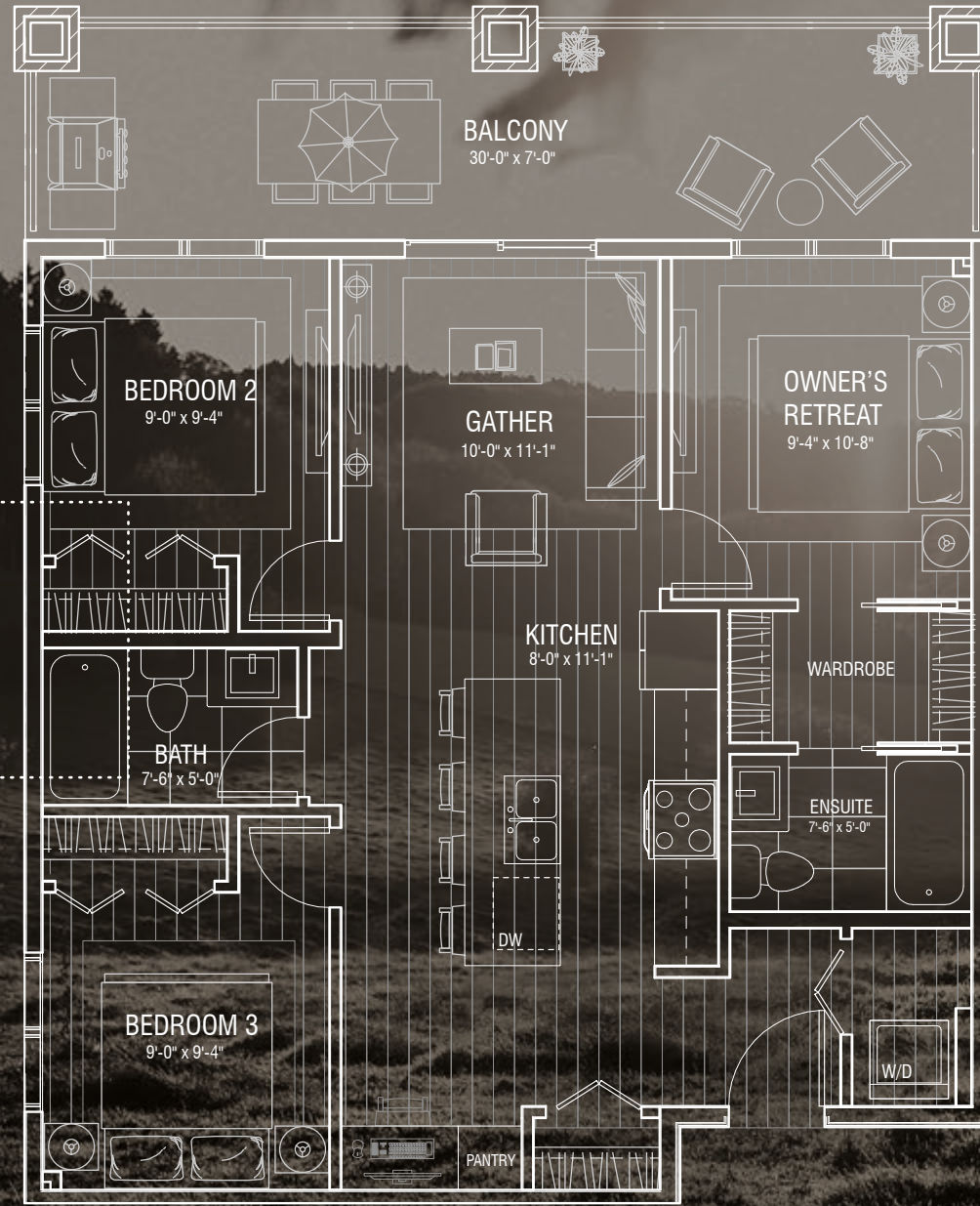
ORSON

WOLF WILLOW

± 885-901 SQ. FT.
3 BED
2 BATH




**layout varies with
floor level/exposure*



ORSON

WOLF WILLOW

± 628 SQ. FT.
1 BED
1 BATH



THE DEVELOPER AND BUILDER RESERVE THE RIGHT TO MAKE MODIFICATIONS AND CHANGES TO THE BUILDING, ANY UNIT, PARKING AREA AND STORAGE AREA DESIGN, SPECIFICATIONS, FEATURES AND FLOOR PLANS IN ORDER TO MAINTAIN THE HIGH STANDARDS OF THIS DEVELOPMENT OR TO COMPLY WITH MUNICIPAL REQUIREMENTS. THE SQUARE FOOTAGE AND ROOM DIMENSIONS ARE BASED ON ARCHITECTURAL DRAWINGS AND MEASUREMENTS. THE LOCATION OF UTILITIES MAY NOT BE ACCURATELY DEPICTED HEREIN. FURNITURE LAYOUTS DEPICT STANDARD FURNISHING SIZES AND ARE INTENDED FOR REFERENCE ONLY. ALL SIZES AND DIMENSIONS ARE APPROXIMATE AND ACTUAL AREA AND DIMENSIONS MAY VARY FROM THE PRELIMINARY PLANS TO THE FINAL SURVEY. ERRORS AND OMISSIONS EXCEPTED. IN THE EVENT OF DISCREPANCY BETWEEN THE MARKETING DOCUMENTS AND THE PURCHASE CONTRACT, THE PURCHASE CONTRACT WILL PREVAIL.