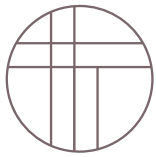




THE TAILOR

QUEENSWAY RESIDENCES

GET FAMILIAR WITH ETOBICOKE



THE TAILOR

QUEENSWAY RESIDENCES

Why Etobicoke?

Nearly half the price of the downtown core
3x faster growth than the city average

Increase in price psf over the last 5 years in Etobicoke

Pricing has more than doubled in the last 5 years



15.4%[▲]
Population Growth

3,500+



Over 3,500 of units projected to come to market in Queensway area (within a 4 KM radius of The Tailor)

Downtown Toronto

PSF	Price	Rent	ROI
\$1,553 [■]	1B \$737,990	\$2,287 [*]	0% ⁺
	2B \$1,009,990	\$3,141 [*]	-1% ⁺

The Queensway

PSF	Price	Rent	ROI
\$900	1B \$427,990	\$2,112 [*]	10% ⁺
	2B \$630,990	\$2,736 [*]	6% ⁺

■ Realnet - Downtown Core Feb 2020 ● TREB - Toronto Central 2019 Q4 * W08 Q4-2019 ▲ Islington-City Centre West

+ No representations are made regarding the actual numbers achieved.

NEWGTACONDOS.COM

Local Amenities

TRANSIT



Proximity to QEW, 427, Gardiner
2 minutes to QEW & Gardiner
5 minutes to 427



Distance to Kipling & Islington Station
10 minutes



Travel time to Pearson & Billy Bishop
15 Minutes



Travel time to Downtown Core
15 Minutes



Distance to Lakeshore
7 minutes



Distance to Humber Bay
6 minutes



Distance to Sherway Gardens & other retail / entertainment in the area
5 minutes

Parks in close proximity

- Tom Riley Park
- Etobicoke Valley Park
- Cloverdale Park
- Douglas Park
- Fairfield Park
- Greenfield Park
- Norseman Park
- High Park (10 minutes drive)
- Humber Bay Park East (8 minutes drive)



Nearby schools



Castlebar JR
3 minutes



Norseman JMS
5 minutes



Etobicoke CI
10 minutes



The Etobicoke School of the Arts
one of the GTA's most well renowned arts-focused high schools in Canada
5 minutes

THE TAILOR



Building Information

Total number of suites - 142
Total number of floors - 10
Size Range - 329 - 1,196 sqft

Building Amenities

 Total size - Nearly 7,000 SQ FT

- Pet Wash
- Lobby Lounge
- Wellness Centre
- Party Room W/ Outdoor Dining
- Rooftop Terrace
- Library/Study Area
- Parcel Storage





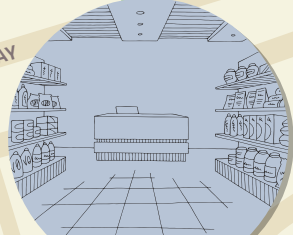
EATONVILLE

The Kingsway
\$1,104 psf*



Downtown Core
\$1,553 psf*

The Queensway
\$900 psf



Humber Bay
Park West

Etobicoke Point



Etobicoke Waterfront
\$1,155 psf*

MARKLAND
WOOD

Mississauga
City Centre
\$1,018 psf*

Toronto
Golf Club



ALDERWOOD

NEW TORONTO

Colonel
Samuel
Smith Park